

# A Digital Catechesis for Sacramental Preparations





# WELCOME TO GP SACRAMENTAL PREPS



Dear Catechist and Parish Leader,

Welcome to the Catechesis of Sacramental Preps for Children using God's Park digital platform. As expounded in the Catechism for Filipino Catholics (CFC), our faith believes in the seven sacraments as instituted by Jesus Christ and administered by the Church. These sacraments are Baptism, Confirmation, Eucharist (or Holy Communion), Reconciliation (or Holy Confession), Matrimony, Holy Orders (or Ordination to the priesthood or diaconate), and the sacrament of the Anointing of the Sick (also known as Extreme Unction or the Last Rites).

In the GP Learning Plan, the catechist and/or parish leader is given an introductory overview of our endeared sacraments. Since this material is for those children preparing to receive their first reconciliation and first communion, deeper emphases are directed towards learning the richness of the two foremost sacraments, namely, the sacrament of Reconciliation and the sacrament of the Eucharist.

God's Park will be a digital tool to aid the catechists and the candidates for the worthwhile experience of these sacraments leading towards their holy reception of God's forgiveness and love embodied by the said sacraments.

## TEN CATECHETICAL AREAS IN GP:

**PRAYER AND PRAISE** *is the treasury of songs and prayers of adoration, contrition, thanksgiving and supplication.*

**BIBLE HUB** *is the Word of God come alive in animated videos.*

**KATEKETIKA** *deepens and grounds the Bible stories in animated catechetical instructions.*

**GODLY TEACHINGS** *contain the reservoir of Catholic teachings and traditions that enhance the growth of faith.*

**SAINT LESSONS** *feature the life of saints as heroes of the Christian faith.*

**DISCOVERY LESSONS** *highlight the many sacred artifacts and symbols whose rich meaning and mysteries remain partially hidden to many.*

**MINI-GAMES** *are fun, educative games that elicit interest and desire from children wanting to learn more about their faith.*

**MISSION ADVENTURES** *are offline tasks that boost engagement and participation in God Sparks!*

**CHURCH LIFE ACTION PLANS** *are fun activities that resuscitate the parent-child engagement tandem long lost in faith formation programs.*

**BOOT CAMP** *is children's summative assessment at the end of every chapter lesson.*

# THE CATECHIST'S PRAYER

Loving Father,  
make me an instrument of  
your love and goodness  
as I go forth, teach, and bring  
the Good News of Jesus Christ  
to your little children.  
Transform me to be an  
intentional, digital disciple,  
open to the new and exciting ways  
of telling and living your story.  
Here I am, Lord; use me as you will.  
I ask this through the holy and  
mighty name of Jesus Christ,  
my Teacher, Lord and Savior,  
with Mary, our Blessed Mother and  
by the power of the Holy Spirit  
who dwells in me. Amen.



## THE GOALS OF CATECHESIS ACCORDING TO THE CATECHISM OF THE CATHOLIC CHURCH



**Knowledge of Faith**

**Meaning of Liturgy and Sacraments**

**Moral Formation and Promotion  
of Mission Spirit**

**Ecclesial Life, Community and Prayer**

# CATECHETICAL PREPARATIONS FOR THE SACRAMENTS



Week 1

Our Beginning: We Are Loved

CONTENT GOALS	CONTENT AND PERFORMANCE STANDARD	LEARNING OUTCOMES
<p><b>Scriptures:</b> Genesis 2: 8-9, 15-25</p> <p><b>Doctrine:</b> In creation, man holds a special place. God said: "Let us make man in our image, after our likeness. (Gn 1:26) [CFC, 65]</p> <p><b>Morals:</b> Appreciate one’s gifts, abilities, and capabilities as an image of God.</p> <p><b>Worship:</b> Praise and thank God for His goodness and love.</p>	<p><b>Content Standard</b> The learners will understand that:</p> <p>God loves. He created our first parents and endowed them with so many gifts, capacities, talents, and abilities out of his love for humanity.</p> <p><b>Performance Standard</b> The learners will be able to use their learning to:</p> <ul style="list-style-type: none"><li>• Find and perform ways to put to action God-given talents, gifts and abilities with confidence as a response to God who created us in His image and likeness.</li><li>• Find ways to show oneness in the family and school by tapping onto one’s talents, gifts and abilities.</li></ul>	<p><b>At the end of the lesson, the learners will be able to:</b></p> <ul style="list-style-type: none"><li>• Describe God’s love through the creation of Adam and Eve.</li><li>• Explain why Adam and Eve were the ‘crown’ of God’s creation.</li><li>• Explain the meaning of being created in God’s image and likeness.</li><li>• Identify and display one’s talents, capacities, gifts and abilities.</li><li>• Explain the meaning of original sin and its effect on us.</li><li>• Study the life of St. Elizabeth, the Prophet’s Mother.</li><li>• Memorize and sing God’s Masterpiece Song.</li></ul>

SPECIFICITY	
<ul style="list-style-type: none"><li>• God created the first man Adam and the first woman Eve to become his co-helper.</li><li>• God created man and endowed him with so many gifts, talents, capabilities.</li><li>• The gifts, talents and capabilities are meant to be shared to others.</li><li>• Talents, capacities, gifts and abilities are opportunities for one to know one’s self better.</li></ul>	<ul style="list-style-type: none"><li>• Knowledge of one’s self gives one the potential to fight weakness.</li><li>• Human weakness was evident when Adam and Eve disobeyed God and committed the first sin. Sin does not come from God but from the willful disobedience of man who abuses God-given freedom.</li></ul>

# Week 1

## The CATECHIST will:

- Greet the learners with enthusiasm.
- Begin with the PRAYER AND PRAISE: God’s Masterpiece Song instructing learners to memorize and sing this prayer.
- Show the BIBLE HUB VIDEO: The Story of Adam and Eve.

**Say:** The video teaches the importance of obeying rules as Stevie would learn. From the Book of Genesis 2: 8-9, 15-25, the story of Adam and Eve began, and how God gave them one very important rule. After the video, write your reflection or positive comment in the Pop and Write section.

- Guide the learners to describe God’s love and explain why He made them the crown of creation by asking the guiding questions.

**Ask:** How did God demonstrate his love for man? *God demonstrated his love for man by creating Adam and Eve who were the first parents. He created man in his own image and likeness. This means that man is a reflection of God. God is good therefore man is good. He also created man as a unique individual, endowed with talents and capabilities.*

**Ask:** Why are Adam and Eve the crown of God’s creation? *Adam and Eve were the crown of God’s creation because they were the most precious of all creatures. Crown signifies being ruler for that is one responsibility God gave Adam and Eve—to rule or have dominion over all creatures and to care for them.*

**Ask:** What are the unique gifts, talents and abilities that God gave you and how will you use them? *Accept all responses. Correct if there are errors. Instruct the learners to make a list and share to their classmates.*

# Our Beginning: We Are Loved

## The LEARNERS will:

- Greet teacher.
- Memorize God’s Masterpiece Song, sing and pray it.
- Watch the BIBLE HUB VIDEO: The Story of Adam and Eve in their gadgets.



- Write reflection on video or positive comments in the **Pop and Write** section after the video.
- Answer the guide questions.
  - How did God demonstrate his love?
  - Why are Adam and Eve the crown of God’s creation?
  - What are the unique gifts, talents and abilities that God gave you?
  - How are you using or will use them?
- Ask questions to facilitate discussion. Enjoy.



# Week 1

## The CATECHIST will:

- Show and discuss the GODLY TEACHING: What is Original Sin?

**Say:** This is the story of the fall of Adam and Eve. When they disobeyed God, they committed the first sin. Man inherited the stain of original sin which can only be washed away by the waters of Baptism. This lesson ends with two retention quizzes to check whether you have learned the lesson.

- Check for understanding by posing these questions.

**Ask:** What is original sin? *Original sin is the sin that Adam and Eve committed when they disobeyed God. It is the sin inherited by all men. It can only be washed away by God's grace be-stowed during the sacrament of Baptism.*

**Ask:** What are the effects of original sin? *The effects of original sin are loss of God's friendship, lessened ability to love unselfishly, experience of shame, being subject to temptation and damaged relationship with others.*

- Direct the learners to play the MINI-GAME: Adam Names 'Em and answer question when they pop up. This can be conducted individually or, for variation, be made into a contest.
- Instruct the learners to play the SAINT LESSON: St. Elizabeth, the Prophet's Mother and ask the learners to reflect on her virtue that they can emulate.

**Ask:** Who is St. Elizabeth and what is one virtue that you can emulate from her? *St. Elizabeth is the mother of St. John the Baptist. Saint John is the cousin of Jesus who baptized him. One virtue that can be emulated from her is trust in God. She trusted God's Word that she will bear a child despite her old age.*

# Our Beginning: We Are Loved

## The LEARNERS will:

- Play and learn the lesson: What is Original Sin?
- Answer the guide questions.
  - What is original sin?
  - What are the effects of original sin?
- Answer the two RETENTION QUIZZES after the pictorial lesson.
- Play the Mini-Game: Adam Names' Em and answer questions when they pop up.



- Watch the SAINT LESSON: St. Elizabeth, the Prophet's Mother.
- Answer the guiding questions:
  - Who is St. Elizabeth?
  - What are her virtues that you can emulate?

# Week 1

## The CATECHIST will:

- Give the direction on how the learners will accomplish their MISSION ADVENTURES.

**Say:** You have five tasks to choose from. Click the desired task. Where applicable, the button will activate whether you can take a photo, record an audio or simply send for validation. Or you can simply click the 'I Did It' button after a job well done. Act accordingly, have fun and send.

Once your parents or leader receives a ping, the response can be either of the two: redo the task or your task is validated. Once validated, you are ready for the next task. You need to fulfill three tasks in order to proceed to the next level in the GP app. If you stay on and complete the five tasks, you gain more God-points and earn an extra Holy Collectible for your collection.

- Wrap up the lesson by summarizing the Christian message and assign students their enrichment or exit activities.

**Say:** The Creation Story is a story of God's love for humankind, his love for you and me. Just as he endowed our first parents, Adam and Eve, with talents and abilities, he has given you unique gifts and capabilities. Just as he called them the crown of his creation, he regards each of you as his priceless treasure. Feel his love; thank him for all his gifts to you.



For your enrichment/exit activities, complete these final assignments:

1. Adam and Eve in Creation
2. I Choose To Be Good

- End with the PRAYER AND PRAISE: God's Masterpiece Song and encourage the learners to share this song to their siblings.

# Our Beginning: We Are Loved

## The LEARNERS will:

- Complete the MISSION ADVENTURES.

1. Draw a picture of your favorite day in the Creation Story. Share. (Photo)
2. Memorize GP's Creation Song by heart. (Audio)
3. Draw your understanding of 'original sin'. Share. (Photo)
4. List down 2 classmates' names and their talents. Next, put your name on the list with your talent/s. Bring to class. (Photo)
5. Take time to attend actual Mass with the family or, as the situation calls for, online Mass (IDidIt)

- Complete their ENRICHMENT/EXIT WORKSHEETS.

1. Adam and Eve in Creation
2. I Choose To Be Good

**We are God's masterpieces,  
We carry the stars in our eyes.  
Touched by angels, embraced by Jesus  
Soaked with grace that rains from  
the skies.**

- Pray and sing God's Masterpiece Song and share this song to their siblings.



Week 2

Our First Parents: We Are Fallen

CONTENT GOALS	CONTENT AND PERFORMANCE STANDARD	LEARNING OUTCOMES
<p><b>Scriptures:</b> Genesis 3: 1-24</p> <p><b>Doctrine:</b> God gave us free will to do good and make the right choices for ourselves and others. (CCC, 396; CFC, 372)</p> <p><b>Morals:</b> Obey and stand up for what is right using our God-given gifts and free will.</p> <p><b>Worship:</b> Pray for God’s grace to make us good and holy.</p>	<p><b>Content Standard</b></p> <p>The learners will understand that:</p> <p>God created our first parents with free will but they made the wrong choice and fell into sin.</p> <p><b>Performance Standard</b></p> <p>The learners will be able to use their learning to:</p> <ul style="list-style-type: none"><li>• Find and perform ways of choosing freely to do God’s commands.</li><li>• Show ways of expressing freedom like studying, obeying parents, etcetera.</li></ul>	<p><b>At the end of the lesson, the learners will be able to:</b></p> <ul style="list-style-type: none"><li>• Retell the story of the Fall in Genesis.</li><li>• Identify ways that cause man to sin and its effects.</li><li>• Distinguish good deeds from bad deeds.</li><li>• List bad habits and make an effort to avoid them.</li><li>• Practice resisting temptations as a sign of human willpower and to address human weakness.</li><li>• Develop the inner strength to withstand bullies.</li><li>• Practice singing the Our Father Song and reflect on how to resist evil ways.</li></ul>

SPECIFICITY	
<ul style="list-style-type: none"><li>• The talents, gifts, capacities, and abilities of our first parents, coupled with God’s grace, are complemented by their discipline to know themselves and fight temptations due to human weakness.</li><li>• Belief in God by our first parents is a free response. No one, not even God, forces us to believe.</li><li>• Believing is God’s gift which he offers in different ways.</li></ul>	<ul style="list-style-type: none"><li>• Humans, like the first parents, have misused human freedom and rejected God’s offer of love by sinning.</li><li>• Our first parents turned away from God in disobedience and pride, thus, rejecting God’s friendship. They wanted to be “like God.” (CFC, 372)</li><li>• To sin is to turn away from God. The original sin inherited from the first parents is washed away by the grace of Baptism.</li><li>• Sin has harmful effects on man’s relationship with God and with others.</li></ul>

## Week 2

### The CATECHIST will:

- Greet the learners with enthusiasm.
- Begin with the PRAYER AND PRAISE: Our Father Song and instruct learners to memorize it, sing it and share this prayer song to others.
- Show or instruct learner to watch the KATEKETIKA VIDEO: Learning More about Adam and Eve.

**Say:** The animation video teaches the lesson on obedience. It is based on the Bible story of Adam and Eve and their fall. This is when they disobeyed God and broke his command. At the end of the video, write your reflection and positive comments about the lesson.

- Guide the learners to explain God's gift of freedom or free will given to the first parents and to all men by asking these questions.

**Ask:** What is gift of freedom or free will given by God? *God gave the first parents and all humans the gift of freedom or free will. This is the capacity to make good and right choices according to God's will.*

**Ask:** What did God command Adam and Eve to do? *God commanded Adam and Eve not to eat the fruit from the tree of knowledge of good and evil.*

- Direct the learners to play the MINI-GAME: Life's Safe and Danger Zones and answer the questions when they pop up. This can be conducted individually or, for variation, be made into a contest.
- Show or instruct learners to watch GODLY TEACHING: Who are Lucifer and the Devils?

**Say:** In this lesson, you will know who Lucifer and the devils are. Reflect how many good and famous guys have become greedy and turned their backs away from the noble good or end. Lucifer may be such fella. Watch, listen and learn as much as you can. Two retention quizzes will follow.

## Our First Parents: We Are Fallen

### The LEARNERS will:

- Greet teacher.
- Memorize the Our Father Song, sing and pray it.
- Watch the KATEKETIKA VIDEO: Learning More about Adam and Eve.
- Write reflection on video or positive comments in the Pop and Write section after the video.



- Answer the guiding questions.
  - What is the gift of freedom or free will?
  - What did God command Adam and Eve?
- Ask questions if there are any.
- Play the MINI-GAME: Life's Safe and Danger Zones in the gadget and answer questions they pop up.
- Watch the pictorial lesson Godly Teaching: Who are Lucifer and the Devils?



## Week 2

### The CATECHIST will:

- Instruct the learners to watch the 2nd GODLY TEACHING: What is the Fall? and take the retention quizzes after the pictorial lesson. Ask these questions to check for understanding.

**Ask:** Who are Lucifer and the Devils? *The Church teaches that Satan (also called Lucifer) was at first a good angel, made by God. And so the devil and other demons were indeed created naturally good by God but they turned away from him. The devil has sinned from the beginning; he is a liar and the father of lies.*

**Ask:** What is the Fall? *The fall of Adam and Eve occurred when they disobeyed God's command not to eat the fruit of the tree of knowledge of good and evil.*

**Ask:** What is the role of the devil in the Fall? *Satan or the devil disguised as the snake tempted Adam and Eve to break God's command. He lied to them. He deceived them.*

- Show or instruct the learners to watch the DISCOVERY LESSONS: Discovering Path to Reconciliation - Falling to Sin and Feeling Guilty. After the pictorial lesson, guide the learners to apply their learning.


**Say:** You have learned about the Fall, sin and disobedience in this lesson. It is time to apply what you have learned by:

- Identifying ways that cause you to sin.  
*Listen to all responses and/or clarify any error.*
- Identifying effects of sin  
*The effects of sin are loss of God's friendship, lessened ability to love unselfishly, experience of shame, being subject to temptation, hurting of self and/or others.*
- Distinguishing good deeds from bad deeds  
*Accept all possible responses and/or clarify any error.*
- Listing bad habits and making an effort to avoid them.  
*Facilitate open discussion in the class.*

## Our First Parents: We Are Fallen

### The LEARNERS will:

- Watch the 2nd GODLY TEACHING: What is the Fall?
- Take the retention quizzes.
- Answer the teacher's questions:
  - Who are Lucifer and the devils?
  - What is the Fall?
  - What is the role of the devil in the Fall?
- Watch the two DISCOVERY LESSONS: Discovering Path to Reconciliation - Falling to Sin and Feeling Guilty.
- Participate in the class discussion and apply their learning by:
  - Identifying ways that cause them to sin
  - Identifying the effects of sin on each of them.
  - Listing good deeds and bad deeds.
  - Listing bad habits that could lead to sin and how to avoid them.



## Week 2

### The CATECHIST will:

- Give the direction on how the learners will accomplish their CHURCH LIFE ACTION PLANS.

**Say:** You have five tasks to choose from. Click the desired task. Where applicable, the button will activate whether you can take a photo, record an audio or simply send for validation. Or you can simply click the 'I Did It' button after a job well done. Act accordingly, have fun and send.

Once your parents or leader receives a ping, the response can be either of the two: redo the task or your task is validated. Once validated, you are ready for the next task.

You need to fulfill three tasks in order to proceed to the next level in the GP app. If you stay on and complete the five tasks, you gain more God-points and earn an extra Holy Collectible for your collection.

- Wrap up the lesson by summarizing the Christian and assign students their enrichment or exit activities.

**Say:** God created Adam and Eve, our first parents with free will but they chose to disobey his command and they fell into sin. We too have that free will. Let's choose good over evil.



For your exit or enrichment activities, complete these final assignments:

- I Choose To Obey
- I Care and Share
- Say Yes for What is Right
- Letter of Forgiveness

- End with the PRAYER AND PRAISE: Our Father Song, reminding the learners to sing this song during Mass when this is sung and at home before going to sleep.

## Our First Parents: We Are Fallen

### The LEARNERS will:

- Complete the CHURCH LIFE ACTION PLANS.

1. Control your temper and avoid being cranky this week. (IDidIt)
2. Say a short prayer for kids who are bullied in school. (IDidIt)
3. Take a selfie and say, "God loves me so much." (Photo)
4. Practice an act of kindness or generosity this week. (IDidIt)
5. Plan to attend Mass this weekend. (IDidIt)

- Complete their EXIT WORKSHEETS.

1. I Choose To Obey
2. I Care and Share
3. Say Yes for What is Right
4. Letter of Forgiveness

- Pray and sing Our Father Song during Mass whenever this is sung and at home before going to sleep. Praise God with this prayer upon waking up.





Week 3

Our Baptism: We Are Cleansed

CONTENT GOALS	CONTENT AND PERFORMANCE STANDARD	LEARNING OUTCOMES
<p><b>Scriptures:</b> Matthew 3:1-4, 13-17</p> <p><b>Doctrine:</b> God frees us from sins and gives us rebirth in Christ through Baptism. (CCC,1213)</p> <p><b>Morals:</b> Renew our baptismal promises and live our Christian faith.</p> <p><b>Worship:</b> Profess the Apostles’ Creed.</p>	<p><b>Content Standard</b></p> <p>The learners will understand that:</p> <p>God renews lives through Jesus Christ, His Living Sign. In turn, Jesus Christ established the Church as his sacrament and instituted the seven sacraments.</p> <p>Aside from sharing in Christ’s new life, baptism also means incorporation into the Church and sharing in the Trinitarian divine life. (CFC, 1598)</p> <p><b>Performance Standard</b></p> <p>The learners will be able to use their learning to:</p> <p>Perform ways on putting into action their baptismal promises and becoming active members of the Church.</p>	<p><b>At the end of the lesson, the learners will be able to:</b></p> <ul style="list-style-type: none"><li>• Define sacrament and list the seven sacraments.</li><li>• Retell how Jesus was baptized by John the Baptist.</li><li>• Explain the meaning and the effects of baptism .</li><li>• Draw and describe the different baptismal symbols and their meaning.</li><li>• Recall one’s baptism by collecting family memorabilia.</li><li>• Study the life of St. John the Baptist, the Water Healer.</li><li>• Memorize and recite the Great Doxology.</li></ul>

SPECIFICITY	
<ul style="list-style-type: none"><li>• The first sacrament we receive is Baptism, the rite of Christian initiation.</li><li>• Baptism means new life in Christ, through the cleansing power of water and the Spirit.</li><li>• Baptism is a new birth; a birth unto hope which draws its life from the Resurrection of Jesus.</li></ul>	<ul style="list-style-type: none"><li>• Baptism is called ‘enlightenment’ because the baptized receives Christ as the light of the world.</li><li>• In Infant Baptism, the believing community stands for the child’s request for faith; it is the communal faith that sustains the child’s growing faith. The baptized shares this common humanity and shared divinity with the family, relatives and friends.</li></ul>

The CATECHIST will:

- Greet the learners with enthusiasm.
- Begin with the PRAYER AND PRAISE: The Great Doxology and instruct learners to memorize it and pray it during Mass.
- Show or instruct learners to watch the BIBLE HUB VIDEO: The Story of Jesus’ Baptism.

**Say:** In this animated video, Kristian shares to Patrice and Stevie the story of the Cherokee initiation. He then relates the story to the Bible account of Jesus’ baptism by his cousin John the Baptist as revealed in the Gospel of Matthew. Watch, listen and then reflect. After the video, write your reflection or positive comment in the Pop and Write section.

- Lead a class discussion about Jesus’ Baptism and ask learners to retell the event of Jesus’ Baptism in the Jordan River.
- Show or instruct learners to watch GODLY TEACHING: What is a Sacrament? After the pictorial lesson, check for understanding by asking these questions.

**Ask:** What is sacrament? *The sacrament is an outward sign instituted by Christ to give sanctifying grace. According to the Catechism of the Catholic Church, sanctifying grace is the free and undeserved gift of God’s divine life and friendship given to us through the Holy Spirit.*

**Ask:** What are the seven sacraments of the Catholic Church? *The seven sacraments of the Catholic Church are Baptism, Confirmation, Holy Eucharist, Reconciliation, Anointing of the Sick, Holy Orders and Matrimony.*

**Say:** We will study all of these seven sacraments this year.

- Show or instruct learners to watch GODLY TEACHING: What is the Sacrament of Baptism? and remind them to listen intently. Instruct them to take the retention quizzes after the lesson.

The LEARNERS will:

- Greet teacher.
- Memorize the Great Doxology and pray it during Mass.
- Watch the BIBLE HUB VIDEO: The Story of Jesus’ Baptism in their gadgets.
- Write reflection or positive comment in the Pop and Write section after the video.
- Participate in class discussion and be prepared to retell the story of Jesus’ Baptism.
- Answer the guide questions.
  - What is a sacrament?
  - What are the seven sacraments of the Catholic Church?
- Start to ask questions to the teacher or the class.
- Watch the GODLY TEACHING: What is the Sacrament of Baptism?
- Take the two RETENTION QUIZZES.



## Week 3

### The CATECHIST will:

- Lead the class discussion on Baptism and its effects.


**Ask:** What is the sacrament of Baptism? *The Sacrament of Baptism is the first sacrament of the Church. It is the sacrament of rebirth and cleansing with water and the Holy Spirit.*

**Ask:** What are the effects of Baptism? *The effects of Baptism are washing away of original sin, infusion of sanctifying grace, renewal of relationship with God and becoming a member of the Church.*

**Ask:** What are the baptismal symbols and their meanings? *God showers his gifts upon us through the Sacrament of Baptism. While these gifts are not visible to the human eye, they are understood through the visible, tangible signs used in the Sacrament.*

**Say:** These tangible signs and symbols are:

- Baptismal water: cleansing from all sin (original and personal sins).
- Paschal candle: the light of the Risen Christ.
- White garment: being a new creation and belonging to the Church.
- Chrism (Holy oil): being anointed and the strength to resist the power of evil.



- Show or instruct learners to play the lesson on St. John the Baptist, the Water Healer.

**Say:** St. John the Baptist was the cousin of Jesus. He told people to repent and baptized them. When Jesus came, John baptized him and a voice from heaven said, "This is my Beloved Son with whom I am well-pleased." Watch, listen and reflect which virtues St. John the Baptist strike you the most - self-denial, obedience, courage and humility? Which one?

## Our Baptism: We Are Cleansed

### The LEARNERS will:

- Participate in the class discussion and be ready to answer these questions:
  - What is the sacrament of Baptism?
  - What are the effects of Baptism?
  - What are the baptismal symbols and their meanings?



- Draw and describe the baptismal symbols and write their reflection on the symbols of Baptism using the worksheet: Signs & Symbols Everywhere.
- Watch the SAINT LESSON: St. John the Baptist, the Water Healer and reflect on his virtues of self-denial, obedience, courage and humility.

## Week 3

### The CATECHIST will:

- Direct the learners to play the MINIGAME: Connect St. John and answer questions when they pop up. This can be conducted individually or, for variation, be made into a contest.
- Give the direction on how the learners will accomplish their MISSION ADVENTURES.

**Say:** You have five tasks to choose from. Click the desired task. Where applicable, the button will activate whether you can take a photo, record an audio or simply send for validation. Or you can simply click the 'I Did It' button after a job well done. Act accordingly, have fun and send.

Once your parents or leader receives a ping, the response can be either of the two: redo the task or your task is validated. Once validated, you are ready for the next task.

You need to fulfill three tasks in order to proceed to the next level in the GP app. If you stay on and complete the five tasks, you gain more God-points and earn an extra Holy Collectible for your collection.

- Wrap up the lesson by summarizing the Christian message. Assign students their enrichment or exit activities.

**Say:** Through this lesson you now know that God renews life through the seven sacraments of the Church. The first of these sacraments is Baptism, the sacrament that washes away the original sin inherited from our first parents. To celebrate this sacrament, look for some family memorabilia of the day when you, your siblings or your parents were baptized.

For your enrichment/exit activities, complete these final assignments:

1. My Baptism
2. God's Revelation in My Life

- End with the prayer the Great Doxology and remind learners to practice reciting this prayer at home.

## Our Baptism: We Are Cleansed

### The LEARNERS will:

- Play the MINI-GAME: Connect St. John and answer questions when they pop up.

- Complete the MISSION ADVENTURES:

1. Make it a habit that, as you make the sign of the cross, you remember your own baptism. (IDidIt)
2. Name and write the important characters during the story of Jesus' baptism in the Jordan River. (Photo)
3. List down 5 friends' or classmates' names. Pray for each one of them. (Photo)
4. Save your allowance or birthday money for a good cause. (IDidIt)
5. Say a special prayer for the Pope's health during actual or the online Mass. (IDidIt)

- Complete their ENRICHMENT / EXIT WORKSHEETS.

1. My Baptism
2. God's Revelation in My Life

- Pray the Great Doxology during Mass.



Week 4

Our Seal: We Are Set Apart

CONTENT GOALS	CONTENT AND PERFORMANCE STANDARD	LEARNING OUTCOMES
<p><b>Scriptures:</b> Matthew 4:1-11</p> <p><b>Doctrine:</b> Signed with the oil by the Bishop’s hand, the baptized person receives the indelible character, the seal of the Lord, together with the gift of the Spirit, which conforms him more closely to Christ. (CFC, 1632)</p> <p><b>Morals:</b> Practice the habit of doing good.</p> <p><b>Worship:</b> Say prayerfully, “Come, Holy Spirit. I need you.”</p>	<p><b>Content Standard</b></p> <p>The learners will understand that:</p> <p>God strengthens lives through the power of the Holy Spirit sealed by the sacrament of Confirmation.</p> <p><b>Performance Standard</b></p> <p>The learners will be able to use their learning to:</p> <p>Perform actions that show how the Holy Spirit is actively present in our lives and, by his power, become faithful followers of Jesus Christ.</p>	<p><b>At the end of the lesson, the learners will be able to:</b></p> <ul style="list-style-type: none"><li>• Explain the sacrament of Confirmation and its effects.</li><li>• Identify the gifts of the Holy Spirit.</li><li>• List the fruits of the Holy Spirit.</li><li>• Explain how the Holy Spirit is present in our lives.</li><li>• Explain how to examine conscience.</li><li>• Illustrate the steps in preparing for confession.</li><li>• Memorize and sing God’s Park Theme Song.</li></ul>

SPECIFICITY	
<ul style="list-style-type: none"><li>• God imprints on our soul a spiritual mark with the seal of his Spirit. (CCC, 1304)</li><li>• Confirmation increases and deepens our baptismal grace, unites us more firmly with Christ, increases the gifts of the Holy Spirit in us, and makes us true witnesses of our Christian faith. (CCC, 1303)</li></ul>	<ul style="list-style-type: none"><li>• The seal of the Holy Spirit marks our total belonging to Christ. Confirmation, like Baptism, imprints a spiritual mark or indelible character on the Christian’s soul; it thus, it is received only once. (CCC, 1317)</li></ul>

## Week 4

### The CATECHIST will:

- Greet the learners with enthusiasm.
- Begin with the PRAYER AND PRAISE: God's Park Theme Song and instruct learners to memorize, sing and internalize the song while singing it.
- Instruct learners to watch the KATEKETIKA VIDEO: Learning About Jesus' Baptism.

**Say:** In this animated video, the mother of Kristian describes Jesus' initiation as depicted in the Gospel of Matthew 4:1-11, when Jesus was tempted in the desert. Jesus' baptism is a model of Christian baptism as an initiation to discipleship. Watch, listen and then reflect. After the video, write your reflection or positive comment in the Pop and Write section.

- Show or instruct learners to watch GODLY TEACHING: What is the Sacrament of Confirmation? After the pictorial lesson, check for understanding by asking these questions.

**Ask:** What is the sacrament of Confirmation? *Confirmation is the sacrament of Christian initiation that bestows the seal of the Holy Spirit, and marks total belonging to Christ.*

**Ask:** What are the effects of the sacrament of Confirmation? *The effect of the sacrament of Confirmation is the full outpouring of the Holy Spirit in us. It increases and deepens the baptismal grace, unites more firmly in Christ, strengthens the bond with the Church and increases the gifts of the Holy Spirit.*


**Ask:** What are the gifts of the Holy Spirit? *The seven gifts of the Holy Spirit are wisdom, understanding, knowledge, piety, counsel, fortitude, and fear of God. These gifts help Christians grow in holiness.*

**Ask:** What are the fruits of the Holy Spirit? *Christian lives led by the Holy Spirit bear the fruits of the Holy Spirit. These are charity, chastity, faithfulness, generosity, gentleness, goodness, joy, kindness, modesty, patience, peace and self-control. The more you follow Jesus, the more fruits you bear.*

## Our Seal: We Are Set Apart

### The LEARNERS will:

- Greet teacher.
- Memorize God's Park Theme Song, sing it and internalize it.
- Watch the KATEKETIKA VIDEO: Learning About Jesus' Baptism in their gadgets.
- Write reflection or positive comment in the Pop and Write section after the video.
- Watch the lesson GODLY TEACHING: What is the Sacrament of Confirmation?



- Participate in class discussion and answer the guide questions.
  - What is the sacrament of Confirmation?
  - What are the effects of Confirmation?
  - What are the gifts of the Holy Spirit?
  - What are the fruits of the Holy Spirit?
- Ask questions if there are any.
- Take the two RETENTION QUIZZES.

## Week 4

### The CATECHIST will:

- Lead the learners to reflect on how the Holy Spirit affects their lives and how the Spirit is present in their lives.

**Say:** You have learned about the sacrament of Confirmation. It is time to apply why you have learned by:

- Explaining how the Holy Spirit affects your lives and how the Spirit is present in your lives.
  - Completing the worksheet: My Mission and sharing what you've written to the class and family.
- Direct the learners to play the MINI-GAME: Fun in Sacred Waters and answer the pop-up Q&As. This may be conducted individually or, for variation, be made into a contest
  - Show or instruct the learners to watch two DISCOVERY LESSONS: Path to Reconciliation: Examination of Conscience and Preparation for Confession. After the lesson, guide the learners to apply their learning.

**Say:** You have learned about the sacrament of Confirmation and how to prepare for the sacrament of Reconciliation. It is time to apply what you have learned by:

- Explaining how to examine conscience in preparation for the sacrament of Reconciliation by completing worksheet: I LISTEN TO MY CONSCIENCE. To examine conscience is to reflect on individual actions by asking "Did I follow the Ten Commandments?"
- Illustrating/explaining the steps in preparing for the actual confession, namely, Examination of Conscience, Familiarity and Memorization of the Act of Contrition and Practice Confessing One's Sins.

## Our Seal: We Are Set Apart

### The LEARNERS will:

- Reflect and share their reflection with the class.
- Complete enrichment worksheet MY MISSION and share with classmates.
- Play the MINI-GAME: Fun in Sacred Waters and answer the pop up Q&As.
- Watch the DISCOVERY LESSONS: Path to Reconciliation, Examination of Conscience and Preparation for Confession.
- Reflect and complete enrichment worksheet: I LISTEN TO MY CONSCIENCE.
- Share with classmates and/or write the steps to preparing for actual confession.



The CATECHIST will:

- Give the direction on how the learners will accomplish their CHURCH LIFE ACTION PLANS.

**Say:** You have five tasks to choose from. Click the desired task. Where applicable, the button will activate whether you can take a photo, record an audio or simply send for validation. Or you can simply click the ‘I Did It’ button after a job well done. Act accordingly, have fun and send.

Once your parents or leader receives a ping, the response can be either of the two: redo the task or your task is validated. Once validated, you are ready for the next task.

You need to fulfill three tasks in order to proceed to the next level in the GP app. If you stay on and complete the five tasks, you gain more God-points and earn an extra Holy Collectible for your collection.
- Wrap up the lesson by summarizing the Christian message and assign students their ENRICHMENT OR EXIT activities.

**Say:** You have learned in this lesson that God strengthens you through the power of the Holy Spirit sealed when you receive the sacrament of Confirmation at age 14 or older. Though that is still some years from now, you have already the grace and energy of the Spirit in you.

For your exit or enrichment activities, complete these final assignments (where applicable):

  1. Dying and Rising with Jesus
  2. My Message to St. John the Baptist
  3. My Mission
  4. I Listen to My Conscience
- End by singing PRAYER AND PRAISE: God’s Park Theme Song and remind the learners to share the song to other members of the family and to friends.

The LEARNERS will:

- Complete the CHURCH LIFE ACTION PLANS.
  1. Draw your understanding of role of the Trinity in the Sacrament of Baptism. Bring drawing to class. (Photo)
  2. Name ways you can help others. List them down. (Photo)
  3. Practice an act of kindness/generosity. (IDidIt)
  4. It is time for DGMODAHT—Don’t Give Mom or Dad A Hard Time this weekend. (IDidIt)
  5. After Mass, write a thank you letter to Jesus for the gift of your own baptism. (Photo)
- Complete their EXIT WORKSHEETS.
  1. Dying and Rising with Jesus
  2. My Message to St. John the Baptist
  3. My Mission
  4. I Listen to My Conscience
- Sing joyfully the God’s Park Theme Song and share to family members.



Week 5

Our Hope: We Get Ready

CONTENT GOALS	CONTENT AND PERFORMANCE STANDARD	LEARNING OUTCOMES
<p><b>Scriptures:</b> Matthew 2: 1-9</p> <p><b>Doctrine:</b> Jesus, the Son of God, became embodied like us, that our flesh become sharers of his divinity. (CCC, 460; CFC, 476)</p> <p><b>Morals:</b> Prepare our body and soul with hopeful expectation for the coming of Christ.</p> <p><b>Worship:</b> Celebrate and worship God through our Advent preparation.</p>	<p><b>Content Standard</b></p> <p>The learners will understand that:</p> <p>God takes the human form in Jesus Christ who was born in Bethlehem and worshipped by three wise men called Magi.</p> <p><b>Performance Standard</b></p> <p>The learners will be able to use their learning to:</p> <p>Show ways of taking care of the body as a sign of appreciation of Jesus becoming bodily incarnate and human and find ways to live out the state of being poor and simple, which was embraced by the Child Jesus in a manger.</p>	<p><b>At the end of the lesson, the learners will be able to:</b></p> <ul style="list-style-type: none"><li>• Explain the meaning of Incarnation.</li><li>• Illustrate the journey of the Three Magi.</li><li>• Explain the meaning of the star as an Advent symbol.</li><li>• Describe Herod and his evil plan.</li><li>• Describe the role of the Holy Innocents in the plan of salvation.</li><li>• Participate in the Advent preparation at home and in church.</li><li>• Memorize and pray the Angelus everyday.</li></ul>

SPECIFICITY	
<ul style="list-style-type: none"><li>• A Messiah-God was born in our midst. Emmanuel means: ‘God- with-us’. The Child-Jesus is the ultimate sacrifice and “offering for our sins,” the living symbol of “God’s love and our model for sanctity. “(CFC, 476)</li><li>• The message of Incarnation is that we must treasure our bodies because Jesus, the Son of God, became embodied like us, that our flesh may become sharers of his divinity. (CCC, 460)</li></ul>	<ul style="list-style-type: none"><li>• Jesus’ humanity appears as a ‘sacrament’, that is, making a visible reality what used to be just an invisible hope for many.</li><li>• The Magi were revealers of God’s salvation for all. They knew how the birth of Jesus will unite all families of believers.</li><li>• The Magi followed faithfully the guidance of the star and the divine plan told by an angel. Theirs was a journey of faith.</li></ul>

## Week 5

### The CATECHIST will:

- Greet the learners with enthusiasm.
- Begin with the PRAYER AND PRAISE: ANGELUS and instruct learners to memorize and pray it with family at 6:00 in the afternoon everyday.
- Instruct learners to watch the BIBLE HUB VIDEO: The Story of the Three Magi.



**Say:** This animated video presents Alexis and Oh-Sam on a trip to the planetarium where they studied the stars. Based on the Gospel of Matthew 2: 1-9, the story unfolds with the journey of the Magi from the East. They were guided by the star. Watch, listen and then reflect. After the video, write your reflection or positive comment in the Pop and Write section.

- Show or instruct learners to watch GODLY TEACHING: Who are the Magi? After the pictorial lesson, check for understanding by asking these questions.

**Ask:** What is the Incarnation? *The Church calls Incarnation as the mystery that the Son of God assumed a human nature in order to accomplish our salvation in it. (CCC, 461)*

**Ask:** Who are the Magi? *The Magi are the three wise men from the East who visited Jesus, offered him gifts and worshipped him. The Magi are Melchor from Persia, Gaspar from India and Balthazar from Arabia. They brought gifts of gold, frankincense and myrrh.*

**Ask:** What is the meaning of the star? *The star represents the star of Bethlehem that guided the Magi to the Child Jesus. It is also a heavenly sign of a prophecy fulfilled two thousand years ago.*

- Direct the learners to play the MINI-GAME: Falling Star and answer the pop-up Q&As. This can be conducted individually or, for variation, be made into a contest.

## Our Hope: We Get Ready

### The LEARNERS will:

- Greet teacher.
- Memorize The Angelus, pray it at 6:00 in the afternoon or any time, as their schedule allows.
- Watch the BIBLE HUB VIDEO: The Story of the Three Magi.
- Write reflection or positive comment in the Pop and Write section after the video.
- Watch the pictorial lesson GODLY TEACHING: Who are the Magi?
- Participate in class discussion and answer the guide questions.
  - What is Incarnation?
  - Who are the Magi?
  - What is the meaning of the star?
- Ask questions and engage the teacher and the whole class.
- Take the two retention quizzes.
- Play the MINI-GAME: Falling Star and answer the questions when they pop up.



# Week 5

## The CATECHIST will:

- Show or instruct learners to watch GODLY TEACHING: Who is King Herod? After the pictorial lesson, check for understanding by asking these questions.

**Ask:** Who is King Herod? *King Herod is the tyrant ruler at the time of Jesus' birth.*

*Ask: What was Herod's evil plan? He told the Magi to tell him where to find Jesus who was prophesied to be king. The angel of the Lord warned the Magi not to return to Herod and they went a different way. Herod was furious. Fearful that he will be overthrown as king, he ordered the massacre of the infants.*

- Show or instruct learners to watch SAINT LESSON: The Holy Innocents, the Youngest Marytrs. After the lesson, check for understanding by asking these questions.

**Ask:** What is the role of the Holy Innocents in the plan of salvation? *The Holy Innocents were the infants, aged newborn to 2 years old, killed by Herod. Their death and sacrifice saved Jesus from being murdered by the tyrant king Herod.*

- Give the direction on how the learners will accomplish their CHURCH LIFE ACTION PLANS.

**Say:** You have five tasks to choose from. Click the desired task. Where applicable, the button will activate whether you can take a photo, record an audio or simply send for validation. Or you can simply click the 'I Did It' button after a job well done. Act accordingly, have fun and send.

Once your parents or leader receives a ping, the response can be either of the two: redo the task or your task is validated. Once validated, you are ready for the next task.

You need to fulfill three tasks in order to proceed to the next level in the GP app. If you stay on and complete the five tasks, you gain more God-points and earn an extra Holy Collectible for your collection.

# Our Hope: We Get Ready

## The LEARNERS will:

- Watch the video GODLY TEACHING: Who are the Magi?
- Participate in class discussion and answer the guide questions.
  - Who is King Herod?
  - Who was Herod's evil plan?
- Answer two RETENTION QUIZZES.
- Watch the video The Holy Innocents, the Youngest Martyrs.
- Participate in class discussion.
- Complete the Church Life Action Plans.
  1. Obey your parents. Eat veggies or help at home. (IDidIt)
  2. Help Mom or Dad sort out materials at home for recycling. (IDidIt)
  3. Make your bed and say your morning prayer. (IDidIt)
  4. Be sure to wash your hands before you eat. (IDidIt)
  5. Write a thank you letter to Jesus for the gift of the Holy Mass. Share. (Photo)

## Week 5

### The CATECHIST will:

- Wrap up the lesson by summarizing the Christian message of the lesson and assign students their enrichment or exit activities.



**Say:** This is the season of Advent. What better way to prepare for Jesus' coming than to know that God takes the human form in Jesus Christ, his Beloved Son sent to save man. The Three Magi, wise men from the East, were the first ones to recognize Jesus as the King and Savior. Are you ready for Jesus' birth and coming? Will you recognize him when he comes?

For your exit or enrichment activities, complete these final assignments:

1. My Body is a Gift
2. Prayer to the Holy Innocents
3. The Child Jesus in Me: My Sense of Unity

- End by praying the Angelus and instruct the learners to pray in silence the Prayer to the Holy Innocents that they composed.

## Our Hope: We Get Ready

### The LEARNERS will:

- Complete their ENRICHMENT/ EXIT worksheets.
  1. My Body is a Gift
  2. Prayer to the Holy Innocents
  3. The Child Jesus in Me: My Sense of Unity
- Pray The Angelus.
- Pray the Prayer to the Holy Innocents that they composed in honor of the youngest martyrs of Christendom.





Week 6

Our Offering: We Become Gifts

CONTENT GOALS	CONTENT AND PERFORMANCE STANDARD	LEARNING OUTCOMES
<p><b>Scriptures:</b> Matthew 2: 10-12</p> <p><b>Doctrine:</b> Jesus is the Messiah, Son of God and Savior of the world and adored by all. (CCC, 328)</p> <p><b>Morals:</b> We must show unity in the family by being disciplined and obedient.</p> <p><b>Worship:</b> Say sorry in prayer for failing to obey God and one’s parents.</p>	<p><b>Content Standard</b></p> <p>The learners will understand that:</p> <p>Jesus who was born into a poor family is the best gift of all. Christmas is the celebration of Jesus’ birth.</p> <p>More than being a “prophet,” Jesus was proclaimed Savior/Redeemer even before his birth. “You are to name him ‘Jesus’ because he will save his people from their sins.” (CFC, 491)</p> <p><b>Performance Standard</b></p> <p>The learners will be able to use their learning to:</p> <p>Find ways to become a gift to Jesus and to others, to adore Him during Christmas in very special ways through family and church traditions.</p>	<p><b>At the end of the lesson, the learners will be able to:</b></p> <ul style="list-style-type: none"><li>• Retell the story of Christmas in own words.</li><li>• Explain how the Magi practiced true worship.</li><li>• Draw and describe the meaning of the Christmas symbols.</li><li>• Illustrate the Magi’s gifts.</li><li>• Create a portrait of a family as God’s gift.</li><li>• List the steps of the actual confession.</li><li>• Memorize the Act of Contrition.</li><li>• Recite the Act of Love before the manger.</li></ul>

SPECIFICITY	
<ul style="list-style-type: none"><li>• To find Jesus, God guided the Three Magi. They paid Jesus homage as the True King and Savior of mankind. This manifestation is celebrated as the feast of the Epiphany.</li><li>• The Three Magi offered Jesus the gifts of gold, frankincense and myrrh showing gratitude, oneness and unity with the Holy Family.</li></ul>	<ul style="list-style-type: none"><li>• Like the Magi, we also offer ourselves as gifts to one another.</li><li>• The manger serves as a welcoming, unifying home for people who needs salvation which is extended even to non-Jews.</li><li>• The birth of the Jesus gathers all into a unity of believers who knows that God has come in human form to save all people.</li></ul>

## Week 6

### The CATECHIST will:

- Greet the learners with enthusiasm.
- Begin with the PRAYER AND PRAISE: The Act of Love and instruct learners to memorize, pray it at the beginning of the day and reflect on the meaning of this prayer.
- Instruct learners to watch the KATEKETIKA VIDEO: Learning More About the Magi.

**Say:** This animated video highlights the visit of the Magi who worshipped the Christ Child, and offered him gifts fit for the King. It is inspired by the Gospel of Matthew 2: 10-12. Alexis and Oh-Sam realize that Jesus is the best gift of all. Watch, listen and then reflect. After the video, write your reflection or positive comment in the Pop and Write section.

- Show or instruct learners to watch GODLY TEACHING: What is Epiphany? After the pictorial lesson, check for understanding by asking these questions.

**Ask:** What is the story of Christmas in your own words? *Listen and engage. Correct if there are any errors.*

**Ask:** What is Epiphany? *Epiphany is the manifestation of Jesus to the world as the true King and the Savior of the world. This is revealed during the visit of the Magi.*

**Ask:** How did the Magi practice true worship? *The Magi practiced true worship by being thoughtful to bring their gifts to Jesus. Their gifts were not on a whim but purposeful. In Pope Francis' words, "to worship like the Magi did is to bring gold to the Lord and to tell him that nothing is more precious than he is. To offer him incense and to tell him that only in union with him can our lives rise up to heaven. To present him with myrrh, balm for the bruised and wounded, and to promise him that we will aid our suffering neighbors in whom he himself is present."*

## Our Offering: We Become Gifts

### The LEARNERS will:

- Greet teacher.
- Memorize the Act of Love, pray it at the beginning of the day.
- Watch the KATEKETIKA VIDEO: Learning More About the Magi.
- Write reflection or positive comment in the Pop and Write section after the video.
- Learn the lesson in GODLY TEACHING: What is Epiphany?



- Participate in class discussion and answer the guide questions.
  - What is the story of Christmas in your own words?
  - What is Epiphany?
  - How did the Magi practice true worship?
- Ask questions for items that are unclear. Engage.
- Take the two RETENTION QUIZZES.

## Week 6

### The CATECHIST will:

- Direct the learners to play the MINI-GAME: Star of Bethlehem and answer the pop-up Q&As. This may be conducted individually or, for variation, be made into a contest.
- After the game, engage the learners to apply their learning to real life.

**Say:** You have learned about the story of Christmas, the Epiphany and the Three Magi. It is time to apply what you have learned by:

- Drawing and describing the meaning of the Christmas symbols that you use at home. Listen to all possible responses and/or clarify any error.
- Illustrating the Magi's gifts and their symbolisms. Gold symbolizes that the Magi acknowledges that Jesus is True King. Frankincense symbolizes that the Magi recognizes Jesus as Priest. Myrrh symbolizes that the Magi foretold of Jesus' death, suffering and afterlife.
- Creating a portrait of your family as God's gift to you. Engage the learners in the discussion and/or clarify any lingering issue.

- Instruct the learners to watch and learn the DISCOVERY LESSON: Path to Reconciliation - Actual Confession and Act of Contrition.

**Say:** To continue with the preparation for receiving the sacrament of Reconciliation, watch the two Discovery Lessons on Path to Reconciliation—Actual Confession and Act of Contrition. After watching, practice doing the following:

- Listing the steps of the actual confession
- Start memorizing the Act of Contrition

You need to practice these preparations so that you will be ready by next year when you receive the sacrament of Reconciliation.

**I confess to  
Almighty God, & to  
you my brothers  
and sisters.**

## Our Offering: We Become Gifts

### The LEARNERS will:

- Play the MINI-GAME: Star of Bethlehem and answer the pop up Q&As.
- Participate in class activities by:
  - Drawing and describing the meaning of Christmas symbols used at home.
  - Illustrating the Magi's gifts and their symbolisms.
  - Creating portraits of their families as God's gift to them.



- Watch and learn the DISCOVERY LESSON: Path to Reconciliation - Actual Confession and Act of Contrition.
- List the steps of the actual confession.
- Memorize the Act of Contrition.

The CATECHIST will:

- Give the direction on how the learners will accomplish their MISSION ADVENTURES.

**Say:** You have five tasks to choose from. Click the desired task. Where applicable, the button will activate whether you can take a photo, record an audio or simply send for validation. Or you can simply click the ‘I Did It’ button after a job well done. Act accordingly, have fun and send.

Once your parents or leader receives a ping, the response can be either of the two: redo the task or your task is validated. Once validated, you are ready for the next task.

You need to fulfill three tasks in order to proceed to the next level in the GP app. If you stay on and complete the five tasks, you gain more God-points and earn an extra Holy Collectible for your collection.

- Wrap up the lesson by summarizing the Christian message of the lesson and assign students their exit activities.

**Say:** This Christmas lesson is so beautiful because it takes us back to that first Christmas two thousand years ago when Jesus was born. He is truly the best gift you and I can ever receive. What’s your gift to the celebrant?

For your exit or enrichment activities, complete these final assignments:

1. I Am Loving and Forgiving
2. The Story of First Christmas
3. Act of Contrition

- End by praying the Act of Love and instruct the learners to practice praying the Act of Contrition in silence.

The LEARNERS will:

- Complete their MISSION ADVENTURES.

1. Help clean a part of the house today. (Photo)
2. Put away your video games or electronic toys for a more face-to-face time with family. (IDidIt)
3. Give your parents a special hug and say, ‘Thank you for our home’. (IDidIt)
4. Spend a few minutes in silent prayer for peace in the family. (IDidIt)
5. Join your family in the Holy Mass, actual or online, during dire times. (IDidIt)

- Complete their EXIT/ENRICHMENT worksheets.

1. I Am Loving and Forgiving
2. The Story of First Christmas
3. Act of Contrition

- Pray the Act of Love and practice reciting the Act of Contrition in silence.



Week 7

Our Sins: We Are Forgiven

CONTENT GOALS	CONTENT AND PERFORMANCE STANDARD	LEARNING OUTCOMES
<p><b>Scriptures:</b> Luke 15: 11-32</p> <p><b>Doctrine:</b> God is merciful, loving and always forgives us. (CCC, 1441)</p> <p><b>Morals:</b> Forgive self and others forgive as God lovingly forgives us.</p> <p><b>Worship:</b> We celebrate God’s forgiveness by praying the Act of Contrition and Prayer of Forgiveness.</p>	<p><b>Content Standard</b></p> <p>The learners will understand that:</p> <p>God welcomes us with joy when we are sorry for our sins. This is best exemplified in the Parable of the Prodigal Son.</p> <p>Clearly no sin is beyond the mercy of God. Nothing we do can ever change or diminish God’s incredible love for each of us. (CFC, 1792)</p> <p><b>Performance Standard</b></p> <p>The learners will be able to use their learning to:</p> <p>Perform acts of repentance and penance for true conversion and commit to participate in the Holy Mass (actual or during dire times, online).</p>	<p><b>At the end of the lesson, the learners will be able to:</b></p> <ul style="list-style-type: none"><li>• Describe the characters in the Story of the Prodigal Son.</li><li>• Compare the attitudes of the two brothers in the story.</li><li>• Relate the story to the sacrament of Reconciliation.</li><li>• Explain the sacrament of Reconciliation in one’s own words.</li><li>• Define sin, types of sins and the effects of sins.</li><li>• Memorize and pray the Act of Contrition.</li></ul>

SPECIFICITY	
<ul style="list-style-type: none"><li>• The Parable of the Prodigal Son centers on the healing ministry of Jesus which includes call to repentance and reconciliation, and his compassionate acts of healing and acceptance.</li><li>• The prodigal son was restored to his position in the family through robe, ring and shoes and to table fellowship in the joyous feast. He was even reconciled back to his brother.</li></ul>	<ul style="list-style-type: none"><li>• In the real sense, the true prodigal person in the story is the Father, who demonstrated the importance of being sensitive to the feelings and needs of others, of respecting others in words and deeds and showing concern for others.</li><li>• Reconciliation happens when one converts the master-slave mentality to a deeper understanding of the father-son relationship.</li></ul>

## The CATECHIST will:

- Greet the learners with enthusiasm.
- Begin with the PRAYER AND PRAISE: The Act of Contrition and instruct learners to memorize, pray this prayer wholeheartedly.
- Instruct learners to watch the BIBLE HUB VIDEO: The Story of the Prodigal Son.

**Say:** In this animated video, Kristian narrates to Alexis the story of the two brothers and their loving father. The story is taken from the Gospel of Luke 15: 11-32 known as the Parable of the Prodigal Son. Watch, listen and then reflect. After the video, write your reflection or positive comment in the Pop and Write section.

- Lead a class discussion about the story by asking these questions.

**Ask:** How do you describe the characters in the story? *Listen and engage all responses.*

**Ask:** How do you compare the attitudes of the two brothers in the story? *The attitude of the older brother/son is pride. Having slaved for his father for years, he developed a master-slave relationship with his father. The attitude of the younger son is humility. Knowing that he sinned against his generous dad, he went back home and asked for forgiveness. He had a father-son relationship with his father.*

- Show or instruct learners to watch GODLY TEACHING: What is Sin? After the lesson, check for understanding by asking these questions.

**Ask:** What is sin? *Sin is a offense against God and others; a deliberate thought, word, deed, or omission contrary to the eternal law of God.*

**Ask:** What are the types of sins? *There are two types: mortal sin and venial sin. Mortal sin is a grave sin that destroys charity in the heart of the person. Venial sin is less serious and does not destroy charity and can be restored by an act of love.*

**Ask:** What are the effects of sins? *The effects of sins are loss of God's friendship, experience of shame and guilt, hurting of self and/or others.*

## Our Sins: We Are Forgiven

## The LEARNERS will:

- Greet teacher.
- Memorize the Act of Contrition, pray it and record it.
- Watch the BIBLE HUB VIDEO: The Story of the Prodigal Son.
- Write reflection or positive comment in the Pop and Write section after the video.



- Participate in the class discussion and be ready to answer the guiding questions:
  - How do you describe the characters?
  - How do you compare the attitudes of the younger brother and the older brother?
- Watch the GODLY TEACHING lesson: What is Sin?
- Participate in class discussion and be ready to answer the guiding questions:
  - What is sin?
  - What are the types of sin?
  - What are the effects of sin?

## Week 7

### The CATECHIST will:

- Direct the learners to play the MINI-GAME: Defeat Evil Forces and to answer questions when they pop up. This can be conducted individually or, for variation, be made into a contest.
- Show or instruct learners to watch the 2nd GODLY TEACHING: What is the Sacrament of Reconciliation? After the pictorial lesson, ask questions before learners take the retention quizzes.

**Say:** (before the video): When you were playing the game, you were defeating the evil forces by avoiding them, right? In this next video, you will know the best way to defeat those evil forces - the sacrament of Reconciliation.



**Ask** (after the video): What is sacrament of Reconciliation?

*The sacrament of Reconciliation is the sacrament of forgiveness where the penitent receives God's mercy. It is also a sacrament of conversion, confession, penance. (CCC, 1486)*

**Ask:** How is the story of the Prodigal Son related to the sacrament of Reconciliation? *In the story, when the younger son asked for forgiveness from his father and the father forgave him and welcomed him joyfully back to his home. that is like going to confession and asking forgiveness from God. Through the priest, God grants his forgiveness and welcomes the sinner back with much joy.*

- Show or instruct learners to watch SAINT LESSON: St. Joseph, the Humble Protector.

**Say:** St. Joseph is the foster father of Jesus. He was a simple man who was obedient to God's plan and will. Watch and listen to this lesson about St. Joseph and know his virtues of simplicity and obedience.

## Our Sins: We Are Forgiven

### The LEARNERS will:

- Play the MINI-GAME: Defeat Evil Forces and answer questions when they pop up.
- Watch the Godly Teaching lesson: What is the Sacrament of Reconciliation?
- Participate in class discussion by answering the guide questions.
  - What is the sacrament of Reconciliation?
  - How is the story of the Prodigal Son related to the sacrament of Reconciliation?
- Ask questions if there are any. Engage.
- Take the two RETENTION QUIZZES.
- Watch the SAINT LESSON: St. Joseph, the Humble Protector and reflect on these virtues of St. Joseph – simplicity and obedience.

## The CATECHIST will:

- Give the direction on how the learners will accomplish their MISSION ADVENTURES.

**Say:** You have five tasks to choose from. Click the desired task. Where applicable, the button will activate whether you can take a photo, record an audio or simply send for validation. Or you can simply click the 'I Did It' button after a job well done. Act accordingly, have fun and send.

Once your parents or leader receives a ping, the response can be either of the two: redo the task or your task is validated. Once validated, you are ready for the next task.


You need to fulfill three tasks in order to proceed to the next level in the GP app. If you stay on and complete the five tasks, you gain more God-points and earn an extra Holy Collectible for your collection.

- Wrap up the lesson by summarizing the Christian message and assign students their enrichment or exit activities.

**Say:** Isn't the Story of the Prodigal Son an inspiring story of forgiveness, love and humility? Our lesson tells us how God welcomes us with so much joy when we are sorry for our sins, just like the forgiving, generous father in the story.

For your enrichment or exit activities, complete these final assignments:

1. Sequencing the Story
2. My "Fast" Response
3. I Can Sacrifice
4. Prayer for Forgiveness



- End by praying the Act of Contrition and direct learners to recite in silence the Prayer for Forgiveness they made.

## Our Sins: We Are Forgiven

## The LEARNERS will:

- Complete their MISSION ADVENTURES.

1. Learn the Act of Contrition by heart. (Audio)
2. Re-tell Prodigal Son story to your family or the class. Share your insights. (IDid It)
3. Practice saying confession to your parents, or when in class, to your teacher or classmates. (IDidIt)
4. Be a good helper this week. Find ways. (IDidIt)
5. Ask your parents to accomplish your "Show Me".

- Complete their EXIT WORKSHEETS.

1. My "Fast" Response
2. I Can Sacrifice
3. Prayer for Forgiveness

- Pray the Act of Contrition and recite in silence the Prayer for Forgiveness they made.

- Talk to his parents and teachers in case he or she fails to complete the GP tasks.

Week 8

Our Anointing: We Are Healed

CONTENT GOALS	CONTENT AND PERFORMANCE STANDARD	LEARNING OUTCOMES
<p><b>Scriptures:</b> Luke 15:20 , 31-32</p> <p><b>Doctrine:</b> God is the master of life and death and he is our healer. (CCC, 1502)</p> <p><b>Morals:</b> Trust in the healing power of God.</p> <p><b>Worship:</b> Pray for healing of sick members of the family and parish.</p>	<p><b>Content Standard</b></p> <p>The learners will understand that:</p> <p>God forgives, heals and restores health and well-being of repentant sinners.</p> <p>By forgiving sin and healing the sick and the infirmed, Jesus showed us that God had visited HIs people. (CFC, 1828)</p> <p><b>Performance Standard</b></p> <p>The learners will be able to use their learning to:</p> <p>Perform actions to restore good relationships and to heal hurts in the family and between friends.</p>	<p><b>At the end of the lesson, the learners will be able to:</b></p> <ul style="list-style-type: none"><li>• Retell or illustrate the story of the prodigal son in own words.</li><li>• Summarize the lessons learned from the story of the prodigal son.</li><li>• Relate the story to the sacrament of the Anointing of the Sick.</li><li>• Explain the sacrament of the Anointing of the Sick and its effects.</li><li>• Discuss how doing penance grants forgiveness and heals the soul.</li><li>• Identify ways to amend hurt relationships in the family.</li><li>• Memorize and pray the Divine Mercy Prayer.</li></ul>

SPECIFICITY	
<ul style="list-style-type: none"><li>• The Parable of the Prodigal Son story brings out God’s special concern and unconditional love for the sinner. No sin is beyond the mercy of God.</li><li>• It also tells about the human process of acknowledging one’s sin and his conversion. Conversion is not only an individual act. It likewise involves the process of renewing union with the Church.</li></ul>	<ul style="list-style-type: none"><li>• The parable also centers on the healing ministry of Jesus which includes a call for repentance and reconciliation, and his compassionate acts of healing and acceptance.</li><li>• In the Church, Jesus touches those who are gravely ill and in danger of dying through the sacrament of the Anointing of the Sick. He gives strength to the ill and restores their spiritual well-being.</li></ul>



## Week 8

### The CATECHIST will:

- Greet the learners with enthusiasm.
- Begin with the PRAYER AND PRAISE: Prayer of Divine Mercy and instruct learners to memorize, pray and feel the meaning of this prayer.
- Instruct learners to watch the KATEKETIKA VIDEO: Learning About the Prodigal Son.

**Say:** In this animated video, God's mercy and forgiveness as revealed in the Gospel of Luke 15:20, 31-32 shows the loving heart of the father. Kristian and Alexis learn that when Jesus forgives, they can start all over again. After the video, write your reflection or positive comment in the Pop and Write section.

- Review the story of the Prodigal Son with the class by retelling the story and summarizing the lessons learned.

**Ask:** Do you still remember the story of the Prodigal Son? Let's do quick review by:

- Retelling the story or illustrating/drawing a scene of the story. Hey ,answers may vary. Correct if there are errors.
- Summarizing the lessons learned from the story. Facilitate and engage the learners.

**Mercy gave the Prodigal Son a second chance.  
Grace gave him a feast. - Unknown**

## Our Anointing: We Are Healed

### The LEARNERS will:

- Greet teacher.
- Memorize the Prayer of Divine Mercy, pray it and make a point to share it with your family.
- Watch the KATEKETIKA VIDEO: Learning About the Prodigal Son.



- Write reflection or positive comment in the Pop and Write section after the video.
- Participate in the class discussion and be ready to:
  - Retell the story or illustrate/draw a scene of the story
  - Summarize the lessons learned from the story.

## Week 8

### The CATECHIST will:

- Show or instruct learners to watch two GODLY TEACHING lessons: What is the Sacrament of the Anointing of the Sick? and What is Healing? Check for understanding by asking these questions.

**Ask:** How is the story of the Prodigal Son related to the sacrament of the Anointing of the Sick? *In the story, healing occurred when the son asked for forgiveness and the father forgave the son unconditionally. When a sick receives the Anointing of the Sick, healing happens too. Through the sacred anointing, Jesus heals the body and the soul. Physical cure may not happen, but healing does occur with God's mercy.*

**Ask:** What is the sacrament of the Anointing of the Sick and its effects? *The sacrament of the Anointing of the Sick is the sacrament of healing and comfort offered to those who are gravely ill and are in danger of death. The sick person receives strength, peace and courage to overcome the difficulties that go with the condition of sickness or old age. (CCC, 1520). The sacrament allows the person to be united with Christ's passion. It also prepares the person for the final journey back to God, in the case of those who are dying.*

- Direct the learners to play the MINI-GAME: Coming Back Home and answer questions when they pop up. This can be conducted individually or be made into a contest.
- Instruct the learners to watch the two DISCOVERY LESSONS: Path to Reconciliation - Doing Penance and Forgiven & Healed.

**Say:** To continue with the preparation for receiving the sacrament of Reconciliation, watch the Discovery Lessons: Path to Reconciliation, Doing Penance and Forgiven & Healed.

After watching, apply what have been learned by:

- Discussing and reflecting about penance.  
Penance is reparation for sins. These are concrete prayers and actions to show remorse and contrition, ways to restore relationships with God and others.
- Identifying ways how to amend hurt relationships and promote peace.  
Listen and engage. Correct errors if there are any.



## Our Anointing: We Are Healed

### The LEARNERS will:

- Watch the GODLY TEACHING lessons: What is the Sacrament of the Anointing of the Sick? and What is Healing?
- Participate in class discussion and be ready to answer these questions:
  - How is the story of the Prodigal Son related to the sacrament of Anointing of the Sick?
  - What is the sacrament of Anointing of the Sick and its effects?

- Take the two RETENTION QUIZZES.

- Play the MINI-GAME: Coming Back Home and answer questions when they pop up.



- Watch the two DISCOVERY LESSONS: Path to Reconciliation - Doing Penance and Forgiven & Healed.
- Participate in class discussion and be ready to:
  - Discuss and reflect about penance.
  - Identify ways to amend hurt relationships.
- Ask questions, learn and engage.

## The CATECHIST will:

- Give the direction on how the learners will accomplish their MISSION ADVENTURES.

**Say:** You have five tasks to choose from. Click the desired task. Where applicable, the button will activate whether you can take a photo, record an audio or simply send for validation. Or you can simply click the 'I Did It' button after a job well done. Act accordingly, have fun and send.

Once your parents or leader receives a ping, the response can be either of the two: redo the task or your task is validated. Once validated, you are ready for the next task.

You need to fulfill three tasks in order to proceed to the next level in the GP app. If you stay on and complete the five tasks, you gain more God-points and earn an extra Holy Collectible for your collection.

- Wrap up the lesson by summarizing the Christian message and assign students their enrichment/exit activities.

**Say:** The Parable of the Prodigal Son is not only a story of forgiveness; it is also a story of healing. We have learned in the story and in the entire lesson that God forgives, heals and restores health and well-being of repentant sinners. Will you now be able to say sorry to someone you've hurt?

For your enrichment or exit activities, complete these final assignments:

1. I Am Merciful and Kind
2. A Love Greater than Sin
3. My Clean Heart
4. I Am Forgiven, I Am Healed



- End by praying the Prayer of the Divine Mercy and remind them to recite this prayer for relatives and friends who are gravely ill.

## The LEARNERS will:

- Complete their MISSION ADVENTURES.

1. Say a special prayer for people suffering from disasters around the globe during actual or online Mass. (IDidIt)
2. Together with your family, pray for world peace. (IDidIt)
3. Perform acts of mercy this week. Be creative. (Photo)
4. Take 10 minutes to talk to God this week (IDidIt)
5. Remember the Gospel story during the Sunday Mass (online or actual) and retell it to family and class.

- Complete their ENRICHMENT/ EXIT worksheets.

1. I Am Merciful and Kind
2. A Love Greater than Sin
3. My Clean Heart
4. I Am Forgiven, I Am Healed

- Pray the Prayer of Divine Mercy and remember to recite this prayer for those seriously ill and the dying.

Week 9

Our Daily Bread: We Are Fed

CONTENT GOALS	CONTENT AND PERFORMANCE STANDARD	LEARNING OUTCOMES
<p><b>Scriptures:</b> Luke 6: 32-44</p> <p><b>Doctrine:</b> At the Last Supper, Jesus instituted the Eucharistic sacrifice of His Body and Blood, and the memorial of his death and resurrection. (CCC, 1323; CFC, 565)</p> <p><b>Morals:</b> Be generous and share your blessings to others.</p> <p><b>Worship:</b> Thank Jesus for being the Bread of Life.</p>	<p><b>Content Standard</b></p> <p>The learners will understand that:</p> <p>Jesus is the Living Bread. He feeds those who are hungry in body and soul. This is exemplified in the miracle of the multiplication of loaves and fish when he blessed the bread, gave thanks to the Father, broke the bread and distributed it to the hungry multitude.</p> <p><b>Performance Standard</b></p> <p>The learners will be able to use their learning to:</p> <p>Practice ways of selfless giving and expressing gratitude for Jesus’ sacrifice at the altar and participate actively in the celebration of the Holy Eucharist.</p>	<p><b>At the end of the lesson, the learners will be able to:</b></p> <ul style="list-style-type: none"><li>• Retell the miracle of the multiplication of bread.</li><li>• Infer that that the miracle of plenty happens in a situation of scarcity.</li><li>• Relate the parable of multiplication of bread to the events of the Last Supper.</li><li>• Identify ways on giving and expressing thankfulness for gifts received.</li><li>• Study the life of St. Charles Borromeo.</li><li>• Memorize the sacred password, ‘The Lord Be With You’ and the response: ‘And With Your Spirit’.</li><li>• Recite the Prayer Before and After Meals every meal time.</li></ul>

SPECIFICITY	
<ul style="list-style-type: none"><li>• The miracle of the multiplication of the loaves prefigures the bountiful blessings that spring from the Eucharistic sharing and community.</li><li>• In the miracle story, Jesus fed the physically hungry and those hungry for God’s Word, giving back to the people their human dignity and worth.</li></ul>	<ul style="list-style-type: none"><li>• At the Last Supper, Jesus once more took the bread, blessed, broke and gave it to his disciples, feeding the spiritual hunger of the apostles.</li><li>• Whatever little blessing when shared generously will become a blessing and will be multiplied a hundredfold.</li></ul>

## The CATECHIST will:

- Greet the learners with enthusiasm.
- Begin with the PRAYER AND PRAISE: Prayer Before and After Meals and instruct learners to memorize and pray this wonderful prayer that is often taken for granted.
- Instruct learners to watch the BIBLE HUB VIDEO: Story of the Multiplication of the Bread.

**Say:** Presented in a happy setting, this animation video starts with the God's Park friends sharing a delicious pizza together. The Gospel of Mark 6: 32-44 depicts the story of Jesus' miracle of the loaves and fish, and how he fed the multitude of hungry people who followed and listened to him. After the video, write your reflection or positive comment in the Pop and Write section.

- Lead a class discussion about the story by asking these guiding questions.

**Ask:** What is a miracle? *Miracles are divine events that have no natural or scientific explanations. Miracles come from God alone.*

Ask: What is the miracle in the story? *The miracle in the story is the multiplication of the two fish and five loaves of bread to feed five thousand people. From a situation of scarcity, the miracle of plenty came about.*

Ask: What are the important lessons you can get from the story? Possible answers are:

- *We can put our "smallness" in Jesus' hands and let him do the rest. He'll make it big.*
- *For great things to happen, small steps need to occur first like the gesture of the little boy.*
- *God only asks that we bring our 2 fish and 5 loaves and he'll take care of feeding the multitude.*
- *Jesus can feed our hunger especially the hunger of our soul.*

# Our Daily Bread: We Are Fed

## The LEARNERS will:

- Greet teacher.
- Learn to lead the Prayer Before and After Meals at the family table, and make it a habit to say it in their own words.
- Watch the BIBLE HUB VIDEO: The Story of the Multiplication of the Bread.



- Write reflection or positive comment in the Pop and Write section after the video.
- Participate in the class discussion and be ready to answer these questions:
  - What is a miracle?
  - What is the miracle in the story?
  - What are the important lessons of the story?
- Retell the story of the multiplication of the bread.
- Summarize the lessons learned from the story.



## Week 9

### The CATECHIST will:

- Show or instruct learners to watch the pictorial lesson GODLY TEACHING: What is the Last Supper? Check for understanding by asking the guiding questions.

**Ask:** What is the Last Supper? *The Last Supper is the last meal of Jesus dined with his twelve apostles the night before his passion and death. During this event he offered his Body and Blood and said, “Do this in memory of me” instituting the Holy Eucharist.*

**Ask:** How is the story of the multiplication of bread related to the Last Supper? *In the story of the multiplication of bread, the boy sacrificed everything that he had so that the thousand people who were hungry will be fed. Similarly in the Last Supper, Jesus is offering his Body and Blood so that all men will be fed eternally. In the Last Supper, he is proclaiming that He is the Living Bread, the Bread of Life. This is the time when he instituted the sacrament of the Holy Eucharist which is also called the Holy Mass.*

**Ask:** How will you express gratitude for the gifts received from Jesus? *Listen and engage.*

- Show or instruct learners to watch SAINT LESSON: St. Charles Borromeo, the Saint of Catechists.



**Say:** St. Charles Borromeo is the patron saint of catechists. He worked tirelessly for the Christian formation of minds and hearts. His virtues worth emulating are “heroic patience and fortitude under vicissitudes, his winning gentleness, his deep humility” and his love for others especially the poor.

- Direct the learners to play the MINI-GAME: Devoted Sling and answer the pop-up Q&As in the game. This may be conducted individually or do a contest.

## Our Daily Bread: We Are Fed

### The LEARNERS will:

- Watch the GODLY TEACHING lesson: What is the Last Supper?
- Participate in class discussion and be ready to answer these questions:
  - What is the Last Supper?
  - How is the story of the multiplication of the bread related to the Last Supper?
  - How will you express gratitude for gifts received from Jesus?



- Take the two RETENTION QUIZZES.
- Watch SAINT LESSON: St. Charles Borromeo, the Saint of Catechists.
- Play the MINI-GAME: Devoted Sling and answer questions when they pop up.

The CATECHIST will:

- Show or instruct learners to watch the video DISCOVERY LESSON: Sacred Password - The Lord Be With You.
- Give the direction on how the learners will accomplish their MISSION ADVENTURES.

**Say:** You have five tasks to choose from. Click the desired task. Where applicable, the button will activate whether you can take a photo, record an audio or simply send for validation. Or you can simply click the ‘I Did It’ button after a job well done. Act accordingly, have fun and send.

Once your parents or leader receives a ping, the response can be either of the two: redo the task or your task is validated. Once validated, you are ready for the next task.

You need to fulfill three tasks in order to proceed to the next level in the GP app. If you stay on and complete the five tasks, you gain more God-points and earn an extra Holy Collectible for your collection.

- Wrap up the lesson by summarizing the Christian message and assign students their enrichment or exit activities.

**Say:** Are you happy to know that we have in Jesus the food of eternal life? He is the Living Bread who feeds the hungry in body and soul. We Catholics are blessed to receive his Body and Blood during communion at the Holy Mass. Remember this next time you go to Mass.

For your enrichment or exit activities, complete these final assignments:

1. My Baskets of Love
2. Sharing is Caring



- End by praying the Prayer Before and After Meals and remind them to say this prayer at mealtimes to be always reminded of Jesus as the Living Bread.

The LEARNERS will:

- Memorize the Sacred Password, The Lord Be With You and the response is: ‘And With Your Spirit’.
- Complete their MISSION ADVENTURES.

1. Yo, take a selfie of yourself or the family in front of the tabernacle after Holy Mass. (IDidIt)
2. Memorize the parts of the Mass. (Audio)
3. Practice to say the dignified words, ‘I love you, Thank you, I am sorry’ - this week.(IDidIt)
4. Share a portion of your allowance for charity. (IDidIt)
5. After Mass (actual or online), show appreciation to your parents and/or teachers for the lessons of faith. (IDidIt)

- Complete their ENRICHMENT worksheets.

1. My Baskets of Love
2. Sharing is Caring



- Pray the Prayer Before and After Meals as a reminder that Jesus is the Living Bread.

Week 10

Our Brokenness: We Repent

CONTENT GOALS	CONTENT AND PERFORMANCE STANDARD	LEARNING OUTCOMES
<p><b>Scriptures:</b> Mark 6: 41- 44</p> <p><b>Doctrine:</b> Jesus offered himself on the Cross as a divine sacrifice at the altar. (CCC, 1367)</p> <p><b>Morals:</b> Make a daily sacrifice and offer it to Jesus.</p> <p><b>Worship:</b> Adore the Blessed Sacrament with deep reverence.</p>	<p><b>Content Standard</b></p> <p>The learners will understand that:</p> <p>Jesus sacrificed himself to heal our brokenness.</p> <p>Jesus himself bore our sins in his body on the cross, so that, free from sin, we might live in accord with God’s will. (CFC, 573)</p> <p><b>Performance Standard</b></p> <p>The learners will be able to use their learning to:</p> <p>Find ways to make sacrifices with joy in our heart and perform penitential acts of charity and service during the Lenten season.</p>	<p><b>At the end of the lesson, the learners will be able to:</b></p> <ul style="list-style-type: none"><li>• Explain the meaning of the ‘smallness’ of the boy and food offering and how they can become ‘big’ in the hands of Jesus.</li><li>• Describe the sacrifice and generosity of the boy.</li><li>• Illustrate the expression of joy, thanksgiving and satisfaction that the crowd experienced because of the miracle and gift.</li><li>• Relate the story of the multiplication of the loaves to the Blessed Sacrament.</li><li>• Explain the importance of the Blessed Sacrament.</li><li>• Practice fasting and abstinence of favorite things during Lenten season.</li><li>• Pray the Prayer of Forgiveness and Lord, Have Mercy before the Blessed Sacrament.</li></ul>

SPECIFICITY	
<ul style="list-style-type: none"><li>• In the miracle of the multiplication of bread, the little boy sacrificed all that he had – 5 loaves and 2 fish – to feed the hunger of many.</li><li>• Just like the boy, Jesus offers himself constantly in the Blessed Sacrament, and provides abundant blessings to us.</li></ul>	<ul style="list-style-type: none"><li>• During Lent, we are called to unite our sacrifices with the sacrifice of Jesus who suffered, and died on the Cross to do the will of the Father and to save us from sins.</li></ul>

## Week 10

### The CATECHIST will:

- Greet the learners with enthusiasm.
- Begin with the PRAYER AND PRAISE: Prayer of Forgiveness and instruct learners to memorize and pray wholeheartedly.
- Instruct learners to watch the KATEKETIKA VIDEO: Learning More About the Abundant Bread.

**Say:** Presented in a happy setting, this animation video recounts the multiplication of the loaves and fish depicted in the Gospel of Mark 6: 41-44. It narrates the story of Jesus as the Bread of Life, the Blessed Sacrament present at the Mass. After the video, write your reflection or positive comment in the Pop and Write section.

- Lead a class discussion about the story by asking these guiding questions.

**Ask:** How do you describe the sacrifice and generosity of the boy? *The little boy offered everything that he had for the sake of feeding others. He sacrificed and his sacrifice was generous. We can be like him. What we have, though small, we can share to others. God is pleased with these small offerings made out of love and concern for others. The boy is also a model of obedience and humble submission to Jesus who humbly offered his little share of bread & fish as his small contribution to feed the hungry, and Jesus took this occasion to make the miracle.*

**Ask:** How do you explain the meaning of the 'smallness' of the boy and his food offering, and how can they become 'big' in the hands of Jesus? *Jesus placed value on the little boy and his offering, giving him a sense of human dignity. He used the little body to do something big and extraordinary. Though we may have little, Jesus can multiply it according to his purpose.*

**Ask:** How would you describe or illustrate the feelings of the multitude when they experienced the miracle and gift? *The people experienced joy, thanksgiving and satisfaction when they received this miracle and gift. It empowers them to become like the boy, sharers of gifts to others.*

## Our Brokenness: We Repent

### The LEARNERS will:

- Greet teacher.
- Memorize the Prayer of Forgiveness and pray it with deep remorse.
- Watch the KATEKETIKA VIDEO: Learning More About the Abundant Bread.
- Write reflection or positive comment in the Pop and Write section after the video.
- Participate in the class discussion and be ready to answer the guiding questions.
  - How do you describe the sacrifice and generosity of the boy?
  - How do you explain the meaning of the 'smallness' of the boy and food offering, and how can they become 'big' in Jesus' hands?
  - How would you describe or illustrate the feelings of the multitude when they experienced the miracle and the gift?



## Week 10

### The CATECHIST will:

- Show or instruct learners to watch the pictorial lesson, GODLY TEACHING: What is the Blessed Sacrament?
- Check for understanding by asking the guide questions.

**Ask:** What is the Blessed Sacrament? *The Blessed Sacrament is the Body and Blood of Jesus Christ, Our Lord and Savior. An hour of adoration before the Blessed Sacrament is an act of love for Jesus and an expression of gratitude for his sacrificial love.*

**Ask:** How is the story of the multiplication of the loaves related to the Blessed Sacrament? *In the story of the multiplication of loaves, the 2 fish and 5 loaves of bread were multiplied and fed to the five thousand. Similarly as the Blessed Sacrament, Jesus offers his One Body and One Blood so that all the billion who believe in him will have their spiritual hunger nourished and satisfied.*

**Ask:** How important is the Blessed Sacrament and why is it important? *The Blessed Sacrament is not only important; it is essential for life to be meaningful. With the Blessed Sacrament, we have Jesus, we have true love, we have an intimate relationship with God, we have a well-nourished soul, we can love others in the deepest sense.*

- Direct the learners to play the MINI-GAME: Catching Bread and Fish and to answer questions when they pop up. This may be conducted individually or be made into a contest.



## Our Brokenness: We Repent

### The LEARNERS will:

- Watch the GODLY TEACHING lesson: What is the Blessed Sacrament?
- Participate in class discussion and be ready to answer these questions:
  - What is the Blessed Sacrament?
  - How is the story of the multiplication of the bread related to the Blessed Sacrament?
  - How important is the Blessed Sacrament and why is it important?



- Take the two RETENTION QUIZZES.
- Play the MINI-GAME: Catching Bread and Fish and answer questions when they pop up.



### The CATECHIST will:

- Show or instruct learners to play the GODLY TEACHING lesson: What are Fasting and Abstinence? Check for understanding by asking the guide questions.

**Say:** (before video): We are now in the season of Lent. It begins on Ash Wednesday and ends on Holy Saturday, the day before Easter. As Catholics, you might have often heard about fasting and abstinence. Here's a Godly Teaching video about these two lenten practices. Watch, listen and reflect.

**Ask** (after video): What is fasting? *Fasting is a traditional liturgical practice observed during Lent. It means that Catholics aged 18 to 59 can only take ONE FULL MEATLESS meal on Ash Wednesday and Good Friday. Meatless meals include fish, seafood, vegetables but not meat of any kind - beef, pork, chicken, turkey and other animals. Some food can be taken at the other regular meal times if necessary, but combined they should be less than a full meal. Liquids are allowed at any time, but no solid food should be consumed between meals.*

**Ask:** What is abstinence? *Abstinence is another liturgical practice observed during Lent. This means that Catholics aged 18 to 59 cannot eat meat on Ash Wednesday and all Fridays of Lent. Meat comes only from animals such as chickens, cows, sheep or pigs - all of which live on land. Birds are also considered meat. Abstinence does not include meat juices and liquid foods made from meat. Thus, such foods as chicken broth, consomme, soups cooked or flavored with meat, meat gravies or sauces, as well as seasonings or condiments made from animal fat are technically not forbidden. Salt and freshwater species of fish, amphibians, reptiles, (cold-blooded animals) and shellfish are permitted. (Cf. [www.usccb.org](http://www.usccb.org))*

**Ask:** How will you practice fasting and abstinence of favorite things during Lent? *Responses will vary. Facilitate and engage. Suggest some favorite things to fast on or abstain from.*

## Our Brokenness: We Repent

### The LEARNERS will:

- Watch the GODLY TEACHING lesson: What are Fasting and Abstinence?



- Participate in class discussion and be ready to answer these questions:
  - What is fasting?
  - What is abstinence?
  - How will you practice fasting and abstinence of favorite things during Lent?
- List favorite things that they can fast on or abstain from during this season of Lent.
- Take the two RETENTION QUIZZES.

# Week 10

## The CATECHIST will:

- Show or instruct learners to watch the video DISCOVERY LESSON: Sacred Password - Lord, Have Mercy.
- Give the direction on how the learners will accomplish their CHURCH LIFE ACTION PLANS.

**Say:** You have five tasks to choose from. Click the desired task. Where applicable, the button will activate whether you can take a photo, record an audio or simply send for validation. Or you can simply click the ‘I Did It’ button after a job well done. Act accordingly, have fun and send.

Once your parents or leader receives a ping, the response can be either of the two: redo the task or your task is validated. Once validated, you are ready for the next task.

You need to fulfill three tasks in order to proceed to the next level in the GP app. If you stay on and complete the five tasks, you gain more God-points and earn an extra Holy Collectible for your collection.

- Wrap up the lesson by summarizing the Christian message and assign students their enrichment or exit activities.

**Say:** This lesson is very refreshing to our wounded souls knowing that Jesus can heal our brokenness, your brokenness. He can soothe your pains and your hurts. Next time you go to church this Lent, adore Him as the Blessed Sacrament and offer your wounded self to him and experience his great love.

For your enrichment or exit activities, complete these final assignments:

1. I Can Sacrifice
2. My ‘Fast’ Response

- End by praying the Prayer for Forgiveness and remind them to say this prayer on all Fridays of Lent and during the Holy Week.

# Our Brokenness: We Repent

## The LEARNERS will:

- Memorize the Sacred Password – Lord, Have Mercy and recite this sacred password when experiencing difficulty.
- Complete their CHURCH LIFE ACTION PLANS.

1. Practice these three sacred actions at home: kneel before a cross, make the Sign of the Cross, and say ‘I’m sorry’ to God. Volunteer to do one good deed or act this week. (IDidIt)
2. Pray for the promotion of freedom and human rights around the world during Mass, actual or online. (IDidIt)
3. Pick a trash and refrain from using single-use plastics. (Photo)
4. Pray for broken families and those undergoing hardships. (IDidIt)
5. Share to your class a true-to-life story that can inspire others. (IDidIt)

- Complete their ENRICHMENT/EXIT worksheets.

1. I Can Sacrifice
2. My ‘Fast’ Response

- Pray the Prayer of Forgiveness during the Holy Week.

Week 11

Our Thanksgiving: We Give Praise

CONTENT GOALS	CONTENT AND PERFORMANCE STANDARD	LEARNING OUTCOMES
<p><b>Scriptures:</b> John 13:1-5, 34-35</p> <p><b>Doctrine:</b> The Eucharist is the source and summit of the Christian life. (CCC, 1324; CFC, 1681)</p> <p><b>Morals:</b> Live out God’s Word proclaimed in the Gospel during Mass.</p> <p><b>Worship:</b> Attend the Holy Mass with family every Sunday with reverence.</p>	<p><b>Content Standard</b></p> <p>The learners will understand that:</p> <p>Jesus is the Bread of Life celebrated in the sacrament of the Eucharist as blessed, broken and shared for others.</p> <p><b>Performance Standard</b></p> <p>The learners will be able to use their learning to:</p> <p>Express love of the Eucharist by getting familiar with the parts of the Mass, participating actively during Mass and giving thanks to Jesus for his sacrificial love.</p>	<p><b>At the end of the lesson, the learners will be able to:</b></p> <ul style="list-style-type: none"><li>• Explain the significance of the Eucharist or Holy Mass.</li><li>• Describe the parts of the Holy Mass.</li><li>• Discuss that bread and wine are food and drink in the Eucharistic meal.</li><li>• Study the life of St. Teresa of Avila.</li><li>• Commit to participating in the Holy Mass every Sunday.</li><li>• Listen attentively to the scripture readings of the Mass.</li><li>• Recite the Prayer of Thanksgiving during the moment of silence at Mass.</li></ul>

SPECIFICITY	
<ul style="list-style-type: none"><li>• The Last Supper was a Seder meal. In this Jewish Passover meal, we remember Moses and how he led the Israelites out of slavery in Egypt. The Holy Mass is like a Passover meal: we remember how we ‘pass over’ from death to life through Jesus’ sacrifice.</li><li>• During the Last Supper, Jesus gave his disciples a new command: ‘As I love you, so you should also love one another.’</li></ul>	<ul style="list-style-type: none"><li>• At the center of the Holy Mass is the story of self-giving love, demonstrating a deep understanding of the importance of care and concern for other people by Jesus himself.</li><li>• Just as Jesus ‘broke himself’ or ‘washed his disciples’ feet, so we are challenged to do the same for others—to serve others selflessly.</li></ul>

## Week 11

### The CATECHIST will:

- Greet the learners with enthusiasm.
- Begin with the PRAYER AND PRAISE: Prayer of Thanksgiving and instruct learners to memorize and pray.
- Instruct learners to watch the BIBLE HUB VIDEO: The Story of the Holy Mass.

**Say:** The lively animation video portrays a family happily celebrating a Seder meal together. It recalls the story of Jesus washing his disciples' feet and leaving them his new commandment of love during the Last Supper. All these events are taken from the Gospel of John 13:1-5, 34-35. After the video, write your reflection or positive comment in the Pop and Write section.

- Lead a class discussion about the story by asking these guiding questions.

**Ask:** What is a Seder meal? *The religious meal served in Jewish homes to start the festival of Passover (Cf. Britannica).*

**Ask:** What is Passover? *Passover commemorates the story of the Israelites' departure from ancient Egypt. (Cf. History.com). During the Last Supper, Jesus and his apostles gathered for the Passover feast.*


**Ask:** Why was Jesus washing the feet of his apostles? *According to the Gospel, Jesus performed a final act of service for his disciples, following the Passover meal. He washed the feet of each disciple, except Judas, who had already left to betray Him. Jesus did this act to set an example—that we are to serve others in the spirit of humility. Even if the work is dirty, hard or inconvenient, we must be willing to serve.*

**Ask:** What was Jesus' message to his apostles? *At the Last Supper, Jesus gave his apostles his new commandment of love - "love one another as I have loved you."*

## Our Thanksgiving: We Give Praise

### The LEARNERS will:

- Greet teacher.
- Memorize the Prayer of Thanksgiving and pray it with a grateful heart.
- Watch the BIBLE HUB VIDEO: The Story of the Holy Mass.



- Write reflection or positive comment in the Pop and Write section after the video.
- Participate in the class discussion and be ready to answer these questions:
  - What is a Seder meal?
  - What is Passover?
  - Why was Jesus washing the feet of his apostles?
  - What was Jesus' message to his apostles?

## The CATECHIST will:

- Show or instruct learners to watch the GODLY TEACHING lesson: What is the Sacrament of the Eucharist? Check for understanding by asking the guide questions.

**Ask:** What is the Sacrament of the Eucharist and its significance? *The Sacrament of the Eucharist is the sacrament of receiving Jesus Christ's body, blood, soul and divinity. It is the summit of Christian worship. The Eucharist is the memorial of Jesus' death and resurrection; the sacrament of love, a sign of unity and bond of charity; the feast in which Christ is consumed and our lives are filled with grace, and; the pledge of future glory that is promised to us. (CCC, 1323). The Eucharist is also the Holy Sacrifice of the Mass or simply the Holy Mass.*

**Ask:** What do the bread and wine represent? *The bread and wine are food and drink in the Eucharistic meal. They are products of both God-given sources and human harvest or work, signifying that both God and man are at work together. This bread and wine are changed into the Body and Blood of Christ. The Risen Lord is therefore present in the Eucharist under the appearance of the bread and wine.*

- Direct the learners to play the MINI-GAME: Get to Know the Mass and to answer questions when they pop up. This can be conducted individually or, for variation, be made into a contest.
- Show or instruct learners to watch the video GODLY TEACHING: What are the Parts of the Mass?. Check for understanding by asking the guide question.

**Ask:** What are the parts of the Mass? *The Holy Mass has four parts:*

- *Introductory Rites*
- *Liturgy of the Word*
- *Liturgy of the Eucharist*
- *Concluding Rites*



# Our Thanksgiving: We Give Praise

## The LEARNERS will:

- Watch the GODLY TEACHING lesson: What is the Sacrament of the Eucharist?
- Participate in class discussion and be ready to answer these questions:
  - What is the Sacrament of the Eucharist and its significance?
  - What do the bread and wine represent?
- Take the two RETENTION QUIZZES.
- Play the MINI-GAME: Get to Know the Mass and answer questions when they pop up.
- Watch the video GODLY TEACHING: What are the Parts of the Mass? and be ready to list and describe the parts of the Mass.
- Take the two RETENTION QUIZZES.



## Week 11

### The CATECHIST will:

- Show or instruct learners to watch the video SAINT LESSON: St. Teresa of Avila, the Prayer Teacher.

**Say:** St. Teresa of Avila was a Spanish noblewoman who felt called to convent life in the Catholic Church. She was Carmelite nun who later earned the title as Doctor of the Church. She was a master in the areas of prayer and meditation. She teaches us prayer and Christian spirituality. Watch this lesson about her and reflect how you can emulate her obedience to God and her love of prayer.



- Give the direction on how the learners will accomplish their CHURCH LIFE ACTION PLANS.

**Say:** You have five tasks to choose from. Click the desired task. Where applicable, the button will activate whether you can take a photo, record an audio or simply send for validation. Or you can simply click the 'I Did It' button after a job well done. Act accordingly, have fun and send.


Once your parents or leader receives a ping, the response can be either of the two: redo the task or your task is validated. Once validated, you are ready for the next task.

You need to fulfill three tasks in order to proceed to the next level in the GP app. If you stay on and complete the five tasks, you gain more God-points and earn an extra Holy Collectible for your collection.

## Our Thanksgiving: We Give Praise

### The LEARNERS will:

- Watch the SAINT LESSON: St. Teresa of Avila, the Prayer Teacher and reflect on her virtues that you can emulate.
- Answer the guiding questions:
  - Who is St. Teresa of Avila?
  - What are her virtues that you can emulate?
- Complete their CHURCH LIFE ACTION PLANS.
  1. Be a good helper this week. Find ways. (IDidIt)
  2. Take a selfie of yourself or the family in front of tabernacle after Holy Mass. (Photo)
  3. Share your blessings to others; give some food to the needy. (IDidIt)
  4. Make a Prayer of Thanksgiving and pray it everyday. (Photo)
  5. Memorize the song 'Sanctus or Holy' for the Mass. (Audio)



Holy, Holy, Holy Lord God of hosts.  
Heaven and earth are full of your glory.  
Hosanna in the highest.

Blessed is he who comes  
In the name of the Lord.  
Hosanna in the highest.

### The CATECHIST will:

- Wrap up the lesson by summarizing the Christian message and assign students their enrichment or exit activities.



**Say:** With this lesson, you have learned that Jesus is the Bread of Life celebrated in the Sacrament of the Eucharist as blessed, broken and shared for others. The Eucharist is also called the Holy Mass. When you go to Mass, talk to Jesus. He is there listening to you, present and ever-living.

For your enrichment or exit activities, complete these final assignments:

1. I Celebrate the Holy Mass
2. My Gratitude Jar

- End by praying the Prayer for Thanksgiving and remind them to say this prayer daily.

## Our Thanksgiving: We Give Praise

### The LEARNERS will:

- Complete their ENRICHMENT/EXIT worksheets.
  1. I Celebrate the Holy Mass
  2. My Gratitude Jar
- Pray the Prayer of Thanksgiving everyday to express their gratitude to God for all the bountiful blessings received.



Week 12

Our New Life: We Rejoice

CONTENT GOALS	CONTENT AND PERFORMANCE STANDARD	LEARNING OUTCOMES
<p><b>Scriptures:</b> Matthew 26: 26-28</p> <p><b>Doctrine:</b> Jesus Christ unites all the faithful in one body through the Eucharist. (CCC, 1396)</p> <p><b>Morals:</b> Consecrate all our actions and unite them with Jesus in the Holy Eucharist.</p> <p><b>Worship:</b> Pray Amen with all your heart.</p>	<p><b>Content Standard</b></p> <p>The learners will understand that:</p> <p>Jesus invites us to worship him in the Holy Mass as a Christian community.</p> <p><b>Performance Standard</b></p> <p>The learners will be able to use their learning to:</p> <p>Honor Sunday as the Lord’s Day by celebrating Mass with family and parish community even amidst crisis and calamities and relate the Holy Mass with our meal experience at home.</p>	<p><b>At the end of the lesson, the learners will be able to:</b></p> <ul style="list-style-type: none"><li>• Explain that the Holy Mass is celebration of community worship.</li><li>• Reflect that all our daily actions are fittingly offered to the Father along with the Body of Christ in the Eucharistic celebration.</li><li>• Describe the events during the Easter Triduum.</li><li>• Participate in the celebration of the Easter Triduum with family.</li><li>• Memorize the sacred password- I Confess and the prayer Anima Christi.</li><li>• Recite Glory to God as an Easter prayer.</li></ul>

SPECIFICITY	
<ul style="list-style-type: none"><li>• The Holy Mass celebrates the Paschal mystery of Christ - his passion, death and resurrection.</li><li>• All Christians gather together and play active part in the Eucharistic celebration, each in his own ways.</li><li>• This meant that all who ate the one blessed, broken Bread that is Christ, were drawn into communion with him and with one another, to form one single body with him. (CFC, 1702)</li></ul>	<ul style="list-style-type: none"><li>• The meal symbolism of the Holy Mass brings out the sense of joy and oneness with the community of children, enriching our understanding of celebration.</li><li>• The Holy Mass is not only an adult celebration; it is also a liturgy for joyful oneness with children. In Jesus’ words: ‘Let the children come to me.’</li></ul>

## The CATECHIST will:

- Greet the learners with enthusiasm.
- Begin with the PRAYER AND PRAISE: Anima Christi and instruct learners to memorize and pray wholeheartedly.
- Instruct learners to watch the KATEKETIKA VIDEO: Learning More About the Holy Mass.

**Say:** The lively animation video parallels a happy family dinner with the celebration of the Holy Mass. In the Eucharist, Jesus offers his Body and Blood as he told his apostles in Gospel of Matthew 26: 26-28. Christians gather as God's family to celebrate Jesus' sacrifice and love. After the video, write your reflection or positive comment in the Pop and Write section.



- Lead a class discussion about the story by asking these guide questions.

**Ask:** Why is the Holy Mass a celebration of community worship?

*The Holy Mass is a celebration of community worship because it is a gathering of Christians 'breaking bread' together to give thanks to the Father in Jesus Christ.*

**Ask:** How are our daily actions fittingly offered during the Holy Mass?

*All our daily actions are fittingly offered to the Father along with the Body of Christ in the Eucharistic celebration. The Mass can unify and deepen our ordinary activities by consecrating them to God. Likewise, it is through these very activities that we live out the Mass.*

# Our New Life: We Rejoice

## The LEARNERS will:

- Greet teacher.
- Memorize the Anima Christi, pray it wholeheartedly with family and friends.
- Watch the KATEKETIKA VIDEO: Learning More About the Holy Mass.
- Write reflection or positive comment in the Pop and Write section after the video.
- Participate in the class discussion and be ready to answer these questions:
  - Why is the Holy Mass a celebration of community worship?
  - How are our daily actions fittingly offered during the Holy Mass?





# Week 12

## The CATECHIST will:

- Show or instruct learners to watch the GODLY TEACHING lesson: What is the Easter Triduum? Check for understanding by asking the guide questions.

**Ask:** What are the events of the Easter Triduum? *The Easter Triduum begins with the Vigil of Holy Thursday. It marks the end of the forty days of Lent and the beginning of the three-day celebration of the passion, death & resurrection of Jesus Christ - Holy Thursday, Good Friday and Easter Vigil. The Easter Triduum celebrates the Paschal Mystery of the Lord Jesus, culminating on Easter Sunday.*

**Ask:** Why is Easter the most important liturgical season? *Easter is the most important season of the liturgical year because it is the celebration of Christ's resurrection. It is the fulfillment of God's promise of salvation that he will conquer death and save us. At Easter, we celebrate God's triumph over evil and sin.*




- Direct the learners to play the MINI-GAME: Christian Meals and to answer questions when they pop up. This can be conducted individually or, for variation, be made into a contest.
- Show or instruct learners to watch the video DISCOVERY LESSONS: Sacred Passwords - I Confess and Glory to God.

**Say:** Watch the two videos on the Sacred Passwords - I Confess and Glory to God. The sacred password - I Confess is a prayer said during Mass appealing for God's forgiveness for sins committed. Learning the sacred password Glory to God in the Highest is learning to praise God like the choir of angels . Are you ready to learn them?

# Our New Life: We Rejoice

## The LEARNERS will:

- Watch the GODLY TEACHING lesson: What is the Easter Triduum?
- Participate in class discussion and be ready to answer the guiding questions:
  - What are the events of the Easter Triduum?
  - Why is Easter the most important liturgical season?
- Take the two RETENTION QUIZZES.
- Play the MINI-GAME: Christian Meals and answer questions when they pop up.
- Watch and play the DISCOVERY LESSONS: Sacred Passwords - I Confess and Glory to God.
- Memorize the sacred passwords and recite them prayerfully during Mass.



I confess to almighty God and to you, my brothers and sisters, that I have greatly sinned, in my thoughts and in my words, in what I have done and in what I have failed to do, through my fault, through my fault, through my grievous fault.



# Week 12

## The CATECHIST will:

- Give the direction on how the learners will accomplish their CHURCH LIFE ACTION PLANS.


**Say:** You have five tasks to choose from. Click the desired task. Where applicable, the button will activate whether you can take a photo, record an audio or simply send for validation. Or you can simply click the 'I Did It' button after a job well done. Act accordingly, have fun and send.

Once your parents or leader receives a ping, the response can be either of the two: redo the task or your task is validated. Once validated, you are ready for the next task.

You need to fulfill three tasks in order to proceed to the next level in the GP app. If you stay on and complete the five tasks, you gain more God-points and earn an extra Holy Collectible for your collection.

- Wrap up the lesson by summarizing the Christian message and assign students their enrichment or exit activities.

**Say:** In this lesson, Jesus is inviting you to worship him in the Holy Mass together with your family and your parish community especially during this Easter Season. Are you accepting his invitation?



For your enrichment or exit activities, complete these final assignments:

1. Do's and Dont's During Mass
2. My Prayer to Jesus

- End by praying the Anima Christi and remind the learners to say this prayer during the Communion of the Holy Mass. Instruct them to say the prayer to Jesus that they made.

# Our New Life: We Rejoice

## The LEARNERS will:

- Complete their CHURCH LIFE ACTION PLANS.

1. Say in your own words the Prayer Before and After Meals. (Audio)
2. After Sunday Mass, give a cheery note to the pastor who will give it to someone who needs it the most. (Photo)
3. Spare some extra toys and gift items, and place them in the donation box. (Photo)
4. Find time to visit the Adoration Chapel of your parish and spend some moments of prayer. (IDidIt)
5. During the weekend, play with the kids in your neighborhood or with your siblings. (IDidIt)

- Complete their ENRICHMENT/EXIT worksheets.

1. Do's and Dont's During Mass
2. My Prayer to Jesus

- Pray the Anima Christi and recite in silence the prayer to Jesus that they made.

Week 13

Our Call: We Serve

CONTENT GOALS	CONTENT AND PERFORMANCE STANDARD	LEARNING OUTCOMES
<p><b>Scriptures:</b> Matthew 14: 12-26</p> <p><b>Doctrine:</b> Jesus instituted the sacrament of Holy Orders to continue his mission of evangelization. (CCC, 1536)</p> <p><b>Morals:</b> Respect the deacons, priests, bishop and other servants of the Church.</p> <p><b>Worship:</b> Pray for priestly vocations and for our priests to be strengthened by the love of God.</p>	<p><b>Content Standard</b></p> <p>The learners will understand that:</p> <p>Jesus calls and chooses special men to share in his priesthood and serve the Church through the sacrament of Holy Orders.</p> <p>In its specific nature, Holy Orders is “the sacrament of apostolic ministry.” (CFC, 1949)</p> <p><b>Performance Standard</b></p> <p>The learners will be able to use their learning to:</p> <p>Show ways to appreciate and thank the ordained ministers and the other servants of the Church for their dedication to the work of God.</p>	<p><b>At the end of the lesson, the learners will be able to:</b></p> <ul style="list-style-type: none"><li>• Explain the meaning of ‘Do This in Memory of Me’.</li><li>• Discuss the sacrament of Holy Orders.</li><li>• Explain the role of the priest in the celebration of the Eucharist.</li><li>• Study the life of St. Marie Vianney, the patron saint of priests.</li><li>• Recite the Prayer of Divine Presence.</li></ul>

SPECIFICITY	
<ul style="list-style-type: none"><li>• In the story, the meal of sharing pertains to the Eucharist, and the celebrant of every Eucharist is the priest or the ordained minister. He gathers the people in worship around the Table of the Lord.</li><li>• The Holy Orders is a life of total thanksgiving to God for graces and blessings received from him.</li></ul>	<ul style="list-style-type: none"><li>• The Sacrament of Holy Orders is a special ministry where celibate men serve the Lord. Celibacy is an unfolding of the baptismal grace, a charism from Christ himself, a special form of service to others - for greater spiritual fruitfulness and availability to the faithful and the Church.</li></ul>

**The CATECHIST will:**

- Greet the learners with enthusiasm.
- Begin with the PRAYER AND PRAISE: Prayer of Divine Presence and instruct learners to memorize and recite this prayer fervently.
- Instruct learners to watch the BIBLE HUB VIDEO: The Story of the Meal of Sharing.

**Say:** Presented in colorful animation video, the God's Park friends teach Gabby the lesson on sharing. It highlights the narrative of the Passover meal of Jesus and his apostles taken from the Gospel of Mark 14:12-26. It is a story about sharing food, drinks, laughter and love. After the video, write your reflection or positive comment in the Pop and Write section.

- Show or instruct learners to watch the GODLY TEACHING lesson: What Does it Mean, 'Do This in Memory of Me'? Check for understanding by asking the guide questions.

**Ask:** In the Bible Hub video, what does the meal of sharing pertain to? *The meal of sharing pertains to the Eucharist, and the celebrant of every Eucharist is the priest or the ordained minister acting in the person of Christ. He gathers the people in worship around the Table of the Lord.*

**Ask:** What is the meaning of Jesus' statement, 'Do this in memory of me?' *At the Last Supper when Jesus raised the bread and the wine turning them into his Body and Blood, he said, "Do this in memory of me". This means to remember his great love for all men. His brand of loving is not just empty words; he puts it into action. What occurred after the Last Supper, his passion and death, is proof of his love. During Mass, when the priest utters this sacred Word, we are to remember Jesus' unconditional love and to share his love to others. Do this in memory of me also means that we must follow the selfless gesture of Jesus in washing others' feet as a symbol of humble service.*

**The LEARNERS will:**

- Greet teacher.
- Memorize the Prayer of Divine Presence, pray it and find time to share it with family and friends.
- Watch the BIBLE HUB VIDEO: The Story of the Meal of Sharing.
- Write reflection or positive comment in the Pop and Write section after the video.
- Watch and learn the GODLY TEACHING lesson: Do This in Memory of Me.
- Participate in the class discussion and be ready to answer these questions:
  - What does the meal of sharing pertain to?
  - What does 'Do this in memory of me' mean?
  - How is it related to 'washing the feet' of others?



## Week 13

### The CATECHIST will:

- Show or instruct learners to watch the pictorial lesson, GODLY TEACHING: What is the Sacrament of Holy Orders? Check for understanding by asking guide questions.

**Ask:** What is the Sacrament of Holy Orders? *Holy Orders is the sacrament which ordains men who are called and chosen by God to serve as priests in the Church. Through this sacrament the mission entrusted by Christ to his apostles continues to be exercised in the Church. (CCC, 1536)*

**Ask:** What is the role of the priest in the celebration of the Eucharist? *The Sacrament of Holy Orders springs from the Eucharist and the priesthood of Jesus Christ. The priest acts in the person of Christ, offers the Eucharistic sacrifice to God as a perfect thanksgiving. He is vested with the responsibility of building up the Church entrusted to him.*

- Direct the learners to play the MINI-GAME: Last Supper Preparation and answer questions when they pop up. This may be conducted individually or, for variation, be made into a contest.
- Show or instruct learners to watch the SAINT LESSON: St. John Marie Vianney, the Holy Priest.

**Say:** St. John Marie Vianney is the patron saint of priests. Watch the pictorial lesson and learn from his humility that made him a holy priest and his prayerfulness that drew him close to God. He said, “Private prayer is like straw scattered here and there: If you set it on fire, it makes a lot of little flames. But gather these straws into a bundle and light them, and you get a mighty fire, rising like a column into the sky; public prayer is like that.” Are you ready to know more about him?

## Our Call: We Serve

### The LEARNERS will:

- Play and learn the GODLY TEACHING lesson: What is the Sacrament of Holy Orders?
- Participate in class discussion and be ready to answer these questions:
  - What is the sacrament of Holy Orders?
  - What is the role of priest in the celebration of the Eucharist?
- Take the two RETENTION QUIZZES.
- Play the MINI-GAME: Last Supper Preparation and answer questions when they pop up.



- Play and learn the SAINT LESSON: St. John Marie Vianney, the Holy Priest and reflect on his virtues of humility and prayerfulness.

# Week 13

## The CATECHIST will:

- Give the direction on how the learners will accomplish their CHURCH LIFE ACTION PLANS.

**Say:** You have five tasks to choose from. Click the desired task. Where applicable, the button will activate whether you can take a photo, record an audio or simply send for validation. Or you can simply click the 'I Did It' button after a job well done. Act accordingly, have fun and send.

Once your parents or leader receives a ping, the response can be either of the two: redo the task or your task is validated. Once validated, you are ready for the next task.

You need to fulfill three tasks in order to proceed to the next level in the GP app. If you stay on and complete the five tasks, you gain more God-points and earn an extra Holy Collectible for your collection.

- Wrap up the lesson by summarizing the Christian message and assign students their enrichment or exit activities.

**Say:** In this lesson, you learned that Jesus wants you to remember his love and to share his love to others every time you hear at Mass these words Do This In Memory of Me. You also learned how Jesus calls and chooses people to become deacons, priests and bishops who will serve the Church. Next time you go to Mass, say thank you and give the letter you made for them. For your enrichment or exit activities, complete these final assignments:

1. I Share My Stuff
2. I Choose to Serve
3. Letter of Appreciation to Local Heroes
4. A Letter to the Priests

- End by praying the Prayer of Divine Presence and remind the learners to say this prayer when attending the Mass.

# Our New Life: We Rejoice

## The LEARNERS will:

- Complete their CHURCH LIFE ACTION PLANS.

1. Pray for more priestly vocation (IDidIt)
2. Memorize GP's Two Commands song by heart.  
(Audio)
3. Write a note to your catechist or priest: 'TY for your goodness!' (Photo)
4. Send a note of appreciation to any priest. (Photo)
5. Plan to attend Sunday Mass with your family over the weekend, in church or online, as necessary (IDidIt)

- Complete their ENRICHMENT/EXIT worksheets.

1. I Share My Stuff
2. I Choose to Serve
3. Letter of Appreciation to Local Heroes
4. A Letter to the Priests

- Pray the Prayer of Divine Presence and recite this prayer during Mass.

*We love our  
priests and  
we pray for  
them!*



Week 14

Our Covenant: We Are United

CONTENT GOALS	CONTENT AND PERFORMANCE STANDARD	LEARNING OUTCOMES
<p><b>Scriptures:</b> Mark 14: 22-25</p> <p><b>Doctrine:</b> God established the sacrament of Matrimony as a communion of life and love between man and woman. (CCC 1660)</p> <p><b>Morals:</b> Respect the sacredness of marriage by helping parents to become faithful to each other with God as the center of life.</p> <p><b>Worship:</b> Pray for all husbands and wives, parents and families that they may remain faithful to their mission.</p>	<p><b>Content Standard</b></p> <p>The learners will understand that:</p> <p>The vocation of marriage itself is a foundational human reality built into the very created nature of man and woman. (CFC, 1881)</p> <p>God unites man and woman to be lifelong partners in building Christian homes and families.</p> <p><b>Performance Standard</b></p> <p>The learners will be able to use their learning to:</p> <p>Show gratitude to parents for their love and faithfulness to one another and for raising them as good children and find ways to appreciate their parents.</p>	<p><b>At the end of the lesson, the learners will be able to:</b></p> <ul style="list-style-type: none"><li>• Explain the sacrament of Matrimony.</li><li>• Illustrate and describe the love of their parents for each other and for their family.</li><li>• Practice respect and obedience to parents and elders.</li><li>• Memorize the sacred passwords – Lift Up Your Hearts and Mystery of Faith.</li><li>• Recite the Prayer of Family Consecration during morning and evening prayers.</li></ul>

SPECIFICITY	
<ul style="list-style-type: none"><li>• The story of the Meal of Sharing exemplifies the virtues of love and service that a Christian couple shares with each other. .</li><li>• The Sacrament of Matrimony is a living out of Christ’s Gospel which proclaims that true life is found in loving service and charity.</li></ul>	<ul style="list-style-type: none"><li>• There are similarities between Church and Christian family. First, both are communities united in love through the Holy Spirit under the sacrificial self-giving of Christ. Second, all parties in both are called to renewal and to grow in loving communion with each other and with Christ. Third, both worship around the table of the Lord. Fourth, both share in Christ’s mission of loving charity and service.</li></ul>

## Week 14

### The CATECHIST will:

- Greet the learners with enthusiasm.
- Begin with the PRAYER AND PRAISE: Prayer of Family Consecration and instruct learners to memorize and pray fervently this prayer.
- Instruct learners to watch the KATEKETIKA VIDEO: Learning about the Meal of Sharing.

**Say:** Presented in colorful animation video, the story of the Last Supper from the Gospel of Mark:14-22-25, Jesus and his apostles shared a special meal. Gabby realizes that to be Jesus' disciples he must learn how to share, even his cookies. After the video, write your reflection or positive comment in the Pop and Write section.

- Show or instruct learners to watch the GODLY TEACHING lesson: What is the Sacrament of Matrimony? Check for understanding by asking the guide questions.

**Ask:** What is the sacrament of Matrimony? *Matrimony is the sacrament of communion between two people (a man and a woman) in love and God. This sacrament of marriage provides the graces necessary to become sanctified as husband and wife, father and mother. This grace endows the marriage covenant with strength and fortifies it in moments of difficulty. (Cf. USCCB)*

**Ask:** How is the story of meal sharing related to Matrimony? *In the story, it was emphasized that sharing is important. In sacramental marriage, sharing is an essential component to keep the bond of love strong and lasting. Without true sharing of self, to one another, the marriage will fall apart.*

**Ask:** Why is sacramental marriage a covenant? *Sacramental marriage is a covenant because it is a mutual agreement between two persons who make a sacred vow before God and to one another. It is a promise to love until death separate them from each other.*

## Our Covenant: We Are United

### The LEARNERS will:

- Greet teacher.
- Memorize the Prayer of Family Consecration, pray it and remember the blessings of family.
- Watch the KATEKETIKA VIDEO: Learning About the Meal of Sharing.
- Write reflection or positive comment in the Pop and Write section after the video.
- Watch the GODLY TEACHING: What is the Sacrament of Matrimony?
- Participate in the class discussion and be ready to answer these questions:



- What is the sacrament of Matrimony?
- How is the story of meal sharing related to Matrimony?
- Why is sacramental marriage a covenant?

## Week 14

### The CATECHIST will:

- Direct the learners to play the MINI-GAME: Loaf-Sharing and to answer questions when they pop up. This may be conducted individually or, for variation, be made into a contest.
- Show or instruct learners to watch the pictorial lesson, GODLY TEACHING: What does Hosanna Mean?

**Say:** When we are celebrating the victory of our favorite sports team, we say Hooray! In this video, you will know the counterpart of Hooray when celebrating in the Holy Sacrifice of the Mass and praising our Almighty God. Two retention quizzes will follow the lesson.

- Show or instruct learners to watch the lesson DISCOVERY LESSONS: Sacred Passwords - Lift Up Your Hearts and Mystery of Faith.

**Say:** When you know this sacred password – Lift up your heart – followed by an equally important password: Sanctus or the Holy, Holy, Lord God, and you hear them during the Mass, you will become more attuned to praising God. Another sacred password you hear at Mass is the Mystery of Faith which summarizes the basic tenets of the Catholic faith.

- Lead a class discussion to give the learners the opportunity to apply their learnings from the lessons.



**Say:** Now it is time to apply what you have heard and learned from the video lessons by:

- Describing the love your parents have for each other and for you and your siblings.
- Illustrating/drawing a portrait that shows love and dedication in the family.
- Listing ways on how you are practicing obedience and respect at home.
- Showing care and compassion to those families experiencing problems.

## Our Covenant: We Are United

### The LEARNERS will:

- Play the MINI-GAME: Loaf-Sharing and answer questions when they pop up.
- Watch the GODLY TEACHING lesson: What does Hosanna Mean?
- Take the two RETENTION QUIZZES.
- Watch the DISCOVERY LESSONS: Sacred Passwords: Lift Up Your Hearts and Mystery of Faith.
- Memorize the sacred passwords and practice reciting them during Mass.



- Participate in the discussion and apply learning by:
  - Describing the love of parents for each other and for the family.
  - Drawing a portrait showing love in the family
  - Listing acts of obedience and respect to parents
  - Praying for troubled families.

## Week 14

### The CATECHIST will:

- Give the direction on how the learners will accomplish their MISSION ADVENTURES tasks.

**Say:** You have five tasks to choose from. Click the desired task. Where applicable, the button will activate whether you can take a photo, record an audio or simply send for validation. Or you can simply click the 'I Did It' button after a job well done. Act accordingly, have fun and send.

Once your parents or leader receives a ping, the response can be either of the two: redo the task or your task is validated. Once validated, you are ready for the next task.


You need to fulfill three tasks in order to proceed to the next level in the GP app. If you stay on and complete the five tasks, you gain more God-points and earn an extra Holy Collectible for your collection.

- Wrap up the lesson by summarizing the Christian message and assign students their enrichment or exit activities.

**Say:** In this lesson, you learned that Jesus unites man and woman in love with each other through the sacrament of Matrimony. This sacrament is what gives your married parents the grace to keep their love for one another. It sustains you and your siblings to remain united, strong and committed as a family despite difficulties. Jesus wants you to love them and be thankful always for everything they do for you, and to continue to respect them despite their failings.

For your enrichment activities, complete these final assignments:

1. My Acts of Charity
2. I Respect and Obey
3. The Symbols of Marriage
4. Thanksgiving Praise to Jesus



- End by praying the Prayer of Family Consecration and remind the learners to find time to say this prayer with their families.

## Our Covenant: We Are United

### The LEARNERS will:

- Complete their MISSION ADVENTURE TASKS.

1. Make a colorful poster, 'Faith Heals'. Share. (Photo)
2. Memorize the Guardian Angel prayer. (Audio)
3. Be grateful today. Write 5 'Thank You's' to God.  
Show your parents or bring to class. (Photo)
4. List 3 hopeful actions that will lift up the spirit of the sick in the community. Bring to class. (Photo)
5. Remind your parents and siblings to attend Mass this weekend, either in church or online, as needed. (IDidIt)

- Complete their ENRICHMENTS/EXIT worksheets.

1. My Acts of Charity
2. I Respect and Obey
3. The Symbols of Marriage
4. Thanksgiving Praise to Jesus

- Pray the Prayer of Family Consecration and commit to reciting this prayer with the family every morning or evening.

Week 15

Our Church: We Build One Another

CONTENT GOALS	CONTENT AND PERFORMANCE STANDARD	LEARNING OUTCOMES
<p><b>Scriptures:</b> Romans 12: 3-8</p> <p><b>Doctrine:</b> God gathers together his people and builds a community of disciples of Jesus. (CCC, 751)</p> <p><b>Morals:</b> Foster sharing and unity among members of the Church and family.</p> <p><b>Worship:</b> Glorify God together with the parish community through liturgy.</p>	<p><b>Content Standard</b></p> <p>The learners will understand that:</p> <p>One social result of being drawn to Christ was the natural desire of the disciples to seek out the company of fellow disciples of Christ, thus creating the first Christian communities. (CFC, 965)</p> <p>God builds the family as a domestic Church and integrates families with the larger parish community.</p> <p><b>Performance Standard</b></p> <p>The learners will be able to use their learning to:</p> <p>Show ways on how to contribute in promoting the Church as a home and how to take care of the Church as the Body of Christ.</p>	<p><b>At the end of the lesson, the learners will be able to:</b></p> <ul style="list-style-type: none"><li>• Define and illustrate community.</li><li>• Describe the characteristics of a Christian community.</li><li>• Explain the meaning of home as domestic church.</li><li>• Identify ways to foster community life in the parish and at home.</li><li>• Study the life of Padre Pio who served the Church, even during times of personal adversities.</li><li>• Pray Come, Creator Spirit.</li></ul>

SPECIFICITY	
<ul style="list-style-type: none"><li>• The Church is the home where members encourage one another in mutual support, fellowship, friendship and unity.</li><li>• The Church is a home because it gathers all believers under its wing; it stands for the common brotherhood of all; it fosters kindness and helpfulness to all; it promotes belongingness where we can feel accepted as we are; and, it nurtures social togetherness.</li></ul>	<ul style="list-style-type: none"><li>• For those needing quality time and those in search of innermost peace, friendship, restfulness, renewal and reconciliation, the Church acts as a their home or ‘dwelling place’.</li><li>• The church describes the virtues of an ideal home: family solidarity, peace and order, honesty and perseverance amidst trials and difficulties.</li></ul>



## The CATECHIST will:

- Greet the learners with enthusiasm.
- Begin with the PRAYER AND PRAISE: Come Creator Spirit and instruct learners to memorize and recite this prayer fervently.
- Instruct learners to watch the BIBLE HUB VIDEO: Story of the Home Church.

**Say:** Portrayed in this animation video is the fun trip of Oh-Sam, Patrice and Alexis to the aquarium where they are fascinated by the sea animals that carry their homes. It reflects the story of Christians belonging to a home, the Church. The Church is a family too. After the video, write your reflection or positive comment in the Pop and Write section.

- Show or instruct learners to watch the GODLY TEACHING lesson: What is the Community? Check for understanding by asking the guide questions.

**Ask:** What is a community? *A community is a group of people who love doing things together. They bond with each other and they help one another. Your home is a small community made up of you, your parents and your siblings if you have them. There is also your school community comprising of principal, teachers, students, parents and staff.*

**Ask:** What is the Church? *The Church is a very important community where you and your family belong together with other families, the parish priest and other servants. It is a community of believers and followers of Jesus Christ thus it is called a Christian community.*

**Ask:** What are characteristics of a Christian community? *The characteristics of a Christian community are, in the words of Pope Francis, harmony, testimony and poverty and care for the poor. Harmony in a community means peace among members. Testimony in the Church is giving witness in the Risen Christ. The care for the poor and the underprivileged is a mark of a true Christian community.*

## The LEARNERS will:

- Greet teacher.
- Memorize the Come Creator Spirit.
- Watch the BIBLE HUB VIDEO: Story of the Home Church.
- Write reflection or positive comment in the Pop and Write section after the video.
- Watch the GODLY TEACHING: What is Community?



- Participate in the class discussion and be ready to answer the guiding questions.
  - What is a community?
  - What is the Church?
  - What are characteristics of a Christian community?

## Week 15

### The CATECHIST will:

- Direct the learners to play the MINI-GAME: All in the Family House and to answer questions when they pop up. This may be conducted individually or be made into a contest.
- Lead the class discussion continuing on the lesson about community.

**Say:** When you were playing the mini-game: All in the Family House, were you able to think of your home as a domestic church? Apply what you know about community by:

- Explaining the meaning of home as domestic Church

*The home is considered the domestic Church because it is the small community of Christian parents and children united in Christ. As domestic church, it is built on the Christian values such as mutual love, respect, support, solidarity, peace and order, honesty, forgiveness and perseverance amidst difficulties.*

- Identifying ways to foster community life at home

*Accept all responses. Facilitate discussion. Possible responses are: praying together eating together, having family fun nights, supporting each other during crisis.*

- Show or instruct learners to watch the video SAINT LESSON: St. Padre Pio, the Saint Whose Hands Bled.

**Say:** St. Padre Pio is the saint whose hands bled. He had the stigmata, the wounds of Christ. When he was at young age, he already wanted to serve God. In this video you will know his interesting story. Watch, listen and reflect which of Padre Pio's virtues of faith, hope, charity, obedience, poverty and chastity you can emulate. Padre Pio also loved the Eucharist dearly.

## Our Church: We Build One Another

### The LEARNERS will:

- Play the MINI-GAME: All in the Family House and answer questions when they pop up.
- Participate in the class discussion and apply learning by:
  - Explaining the meaning of home as domestic Church
  - Identifying ways to foster community life at home
- Watch the SAINT LESSON: St. Padre Pio, the Saint Whose Hands Bled and reflect on his virtues that they will strive to emulate - faith, hope, charity, obedience, poverty and love of the Eucharist.



## The CATECHIST will:

- Give the direction on how the learners will accomplish their CHURCH LIFE ACTION PLANS.

**Say:** You have five tasks to choose from. Click the desired task. Where applicable, the button will activate whether you can take a photo, record an audio or simply send for validation. Or you can simply click the 'I Did It' button after a job well done. Act accordingly, have fun and send.

Once your parents or leader receives a ping, the response can be either of the two: redo the task or your task is validated. Once validated, you are ready for the next task.

You need to fulfill three tasks in order to proceed to the next level in the GP app. If you stay on and complete the five tasks, you gain more God-points and earn an extra Holy Collectible for your collection.

- Wrap up the lesson by summarizing the Christian message and assign students their enrichment or exit activities.

**Say:** In this lesson, you learned that Jesus builds our families and all other Christian families as domestic churches where the love of Christ reigns. Your family is in turn part of a larger community - the Church of the parish. You also learned that church is not only the physical building. Church is the community of Jesus' followers who builds up one another in mutual trust and love.

For your enrichment or exit activities, complete these final assignments:

1. I Love My Home
2. I Love the Church
3. I Take Care of My Body
4. Brighten Up My Life



- End by praying Come Creator Spirit and remind the learners to say this prayer when having difficulties.

## The LEARNERS will:

- Complete their CHURCH LIFE ACTION PLANS.

1. Together with your family, pray for world peace. (IDidIt)
2. Plan to attend the Sunday Mass this weekend with your family. (IDidIt)
3. Spend time to exercise during the week end. Take a pose. (Photo)
4. Eat together as family during dinner and share your experience during the day. (IDidIt)
5. Gather your family around the altar and pray together the prayer against the COVID-19. (IDidIt)

- Complete their ENRICHMENT or EXIT worksheets.

1. I Love My Home
2. I Love the Church
3. I Take Care of My Body
4. Brighten Up My Life

- Pray Come Creator Spirit and recite this prayer when faced with a difficult situation.

Week 16

Our Spirit: We Are Empowered

CONTENT GOALS	CONTENT AND PERFORMANCE STANDARD	LEARNING OUTCOMES
<p><b>Scriptures:</b> 1 Corinthians 3:16-17</p> <p><b>Doctrine:</b> The Church is the temple of the Holy Spirit, the soul and source of its life, of its unity and of its gifts. (CCC,809)</p> <p><b>Morals:</b> Follow and share the teachings of the Catholic Church.</p> <p><b>Worship:</b> Pray that the Church may remain strong amidst crisis.</p>	<p><b>Content Standard</b></p> <p>The learners will understand that:</p> <p>God empowers the Church to be a witness of his love and to spread the good news of salvation.</p> <p>These are really dynamic endowments with which the Church is graced by the Holy Spirit, and perceived only in Faith (CFC, 1390)</p> <p><b>Performance Standard</b></p> <p>The learners will be able to use their learning to:</p> <p>Promote ways to follow the teachings of the Church and be a faithful member of the Church.</p>	<p><b>At the end of the lesson, the learners will be able to:</b></p> <ul style="list-style-type: none"><li>• Explain how God empowers the Church.</li><li>• Describe the Church as the Body of Christ.</li><li>• Explain what it means to have many parts; yet, have one body and relate this to the physical body.</li><li>• Portray what happens when one part of the Church is in a bad condition.</li><li>• List ways on how to be a good member of the Body of Christ, the Church.</li><li>• Explain and give examples of God’s providence.</li><li>• Memorize the sacred passwords, Sign of Peace and Under My Roof.</li><li>• Recite the Canticle of Zechariah.</li></ul>

SPECIFICITY	
<ul style="list-style-type: none"><li>• In the Church, there are many parts but it is one body, the Body of Christ.</li><li>• The Church is both a mystery and a sacrament. As mystery, the Church is a reality that is imbued by the hidden presence of God. As a sacrament, the Church becomes the visible sign of the invisible reality of God’s existence.</li></ul>	<ul style="list-style-type: none"><li>• The distinguishing marks of the Catholic Church are not physical but ideal: one, holy, catholic, apostolic.</li><li>• With God’s divine providence, the Church sustains and strengthens the life of the faithful as the Church withstands the trials and troubles of the world.</li></ul>

## Week 16

### The CATECHIST will:

- Greet the learners with enthusiasm.
- Begin with the PRAYER AND PRAISE: Canticle of Zechariah and instruct learners to memorize the prayer and share it to their families and friends.
- Instruct learners to watch the KATEKETIKA VIDEO: Learning More about the Home Church.

**Say:** Portrayed in this animation video is the story of the Church as the home of Christians being united in Christ. In the Church, there are many parts but one body as reflected in the Letter of Paul to the Romans 12: 3-8. After the video, write your reflection or positive comment in the Pop and Write section.

- Lead the class discussion about the Church by reviewing the earlier lesson and asking the guide questions.

**Ask:** What is the Church? *The Church is a very important community where you and your family belong together with fellow Christians and become One People of God. While the church is often known as the physical structure where we go to Mass, the Church (with the capital C) is the Body of Christ, the community of believers and followers of Christ.*

**Ask:** What does it mean - The Church has many parts yet it has one body? *The Church is like the human body. It is one body but it has many parts. All of us together is the Body of Christ. And this body, the Church, is comprised of many parts — the Pope, the bishops, the priests, the deacons, the church servants, lay faithful — and each part contributes to the well-being of the entire body.*

**Ask:** What happens when one part of the Church is in bad condition? *When one part of the body such as the foot is in bad condition, the entire body is affected. It is the same with the Church. When a member of the Church is hurting, the whole Church is hurting too. When a member rejoices, the whole Church rejoices. Each one affects the other.*

## Our Spirit: We Are Empowered

### The LEARNERS will:

- Greet teacher.
- Memorize the Canticle of Zechariah and pray it.
- Watch the KATEKETIKA VIDEO: Learning More About the Home Church.
- Write reflection or positive comment in the Pop and Write section after the video.
- Participate in the class discussion and be ready to answer the guiding questions:

- What is the Church?
- What does it mean—The Church has many parts yet it has one body?
- What happens when one part of the Church is in bad condition?





## Week 16

### The CATECHIST will:

- Show or instruct learners to watch the pictorial lesson: GODLY TEACHING: What is God's Providence?  
Check for understanding by asking the guide questions.

**Ask:** How does God empower the Church? *God empowers the Church to be a witness of his love and to spread the Good News of salvation by his divine providence. The Church is God's visible hands and feet on earth.*

**Ask:** What is God's providence? *This means that God provides for our needs. His best providence is his Son, Jesus Christ, who shows us the way to love him above all things. God also sends us the Holy Spirit to inspire and guide us. He provides us with his angels and saints to help us. He has given us our parents who care for and love us. Everything we need to become a strong, faithful Church is God's providence.*

- Direct the learners to play the MINI-GAME: Powered by the Holy Spirit and to answer questions when they pop up. This may be conducted individually or, for variation, be made into a contest.
- Continue with the class discussion on the Church by instructing the learners to apply what they have learned so far.

**Say:** As you play the mini-game: Powered by the Holy Spirit, have you thought about God's providence in your life and how you can become good members of the Church? It's time to apply what you have learned by:

- Giving concrete examples of God's providence in your life.  
*Listen and engage responses. Correct if there are errors.*
- Making a list of ways to be a good member of the Body of Christ, the Church.  
*Listen and engage. Counsel or correct if there are errors.*

## Our Spirit: We Are Empowered

### The LEARNERS will:

- Watch the GODLY TEACHING: What is God's Providence?
- Participate in the class discussion and be ready to answer these questions:
  - How does God empower the Church?
  - What is God's providence?



- Play the MINI-GAME: Powered by the Holy Spirit and answer questions when they pop up.
- Participate in the class discussion and apply learning by:
  - Giving concrete examples of God's Providence in their life
  - Listing ways on how to be a good member of the Body of Christ, the Church

**The CATECHIST will:**

- Show or instruct learners to watch the DISCOVERY LESSONS: Sacred Passwords - Sign of Peace and Under My Roof.

**Say:** These sacred passwords are sacred words you hear during Mass. Watching these lessons will make you understand their meaning. The next time you attend Mass, you will be able to give the Sign of Peace to the people with the joy of Jesus and say the Under My Roof password with the humility of the centurion. Are you now excited to know more about these sacred passwords?

- Give the direction how to accomplish the learners' CHURCH LIFE ACTION PLANS.


**Say:** You have five tasks to choose from. Click the desired task. Where applicable, the button will activate whether you can take a photo, record an audio or simply send for validation. Or you can simply click the 'I Did It' button after a job well done. Act accordingly, have fun and send.

Once your parents or leader receives a ping, the response can be either of the two: redo the task or your task is validated. Once validated, you are ready for the next task.

You need to fulfill three tasks in order to proceed to the next level in the GP app. If you stay on and complete the five tasks, you gain more God-points and earn an extra Holy Collectible for your collection.

**The LEARNERS will:**

- Watch the DISCOVERY LESSONS: Sacred Passwords - Sign of Peace and Under My Roof.
  - Memorize the sacred passwords and practice reciting them during Mass.
  - Complete their CHURCH LIFE ACTION PLANS.
1. Draw any sacred object or symbol you find in the church, and share it with your parents or in class. (Photo)
  2. During Sunday Mass, participate by singing as loud as you can. (IDidIt)
  3. Say a special prayer to Mother Mary this week. She is the best example of faithfulness. (IDidIt)
  4. Help your mom prepare the table for dinner. (IDidIt)
  5. Create a rule to follow for a week for your family. (Photo)



## Week 16

### The CATECHIST will:

- Wrap up the lesson by summarizing the Christian message and assign students their enrichment or exit activities.

**Say:** In this lesson, you have learned that God empowers the Church to be witnesses of his love and to spread the Good News of salvation. As previously learned, you and I and our families are parts or members of the Church. You are a good member of the Church when you commit to follow Jesus, and in doing so, you are building your stairway to heaven.

For your enrichment or exit activities, complete these final assignments:

1. Stairways to Heaven
2. My Commitment to Follow Jesus

- End by praying Canticle of Zechariah and remind the learner to say this prayer every morning remembering Zechariah, the father of St. John the Baptist. This was his prayer of praise and adoration to God Almighty.
- Thank you for using the Learning Plan for this grade level.  
We hope that you got the most out of this catechetical material.



## Our Spirit: We Are Empowered

### The LEARNERS will:

- Complete their EXIT Worksheets.
  1. Stairways to Heaven
  2. My Commitment to Follow Jesus
- Pray the Canticle of Zechariah every morning to praise and adore God just like Zechariah who said this prayer in adoration before God.

